



COMPLETERS/GRADUATES REPORT ACADEMIC YEAR 2019 - 2020

**INCLUDES HISTORICAL COMPLETERS DATA
FOR ACADEMIC YEARS 2014-15 TO 2019-20**

PREPARED BY THE OFFICE OF INSTITUTIONAL EFFECTIVENESS AND STRATEGIC INITIATIVES

November 18, 2020

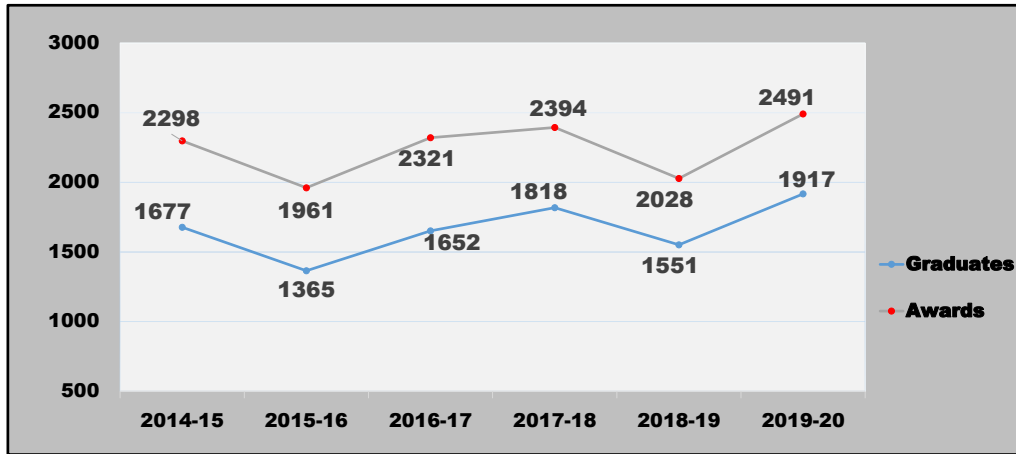
Contents

Graduates and Awards by Academic Year	2
Graduates by Gender by Academic Year	2
Graduates by Race/Ethnicity by Academic Year	3
Awards by Award Type by Academic Year	3
Awards by Division, Program, CIP Code by Academic Year	4
TCA Recipients and Awards by Academic Year	5
TCA Recipients by Gender by Academic Year	5
TCA Recipients by Race/Ethnicity by Academic Year	5
TCA Awards by Division, Program, CIP Code by Academic Year	6
IBC Recipients and Awards by Academic Year	7
IBC Recipients by Gender by Academic Year	7
IBC Recipients by Race/Ethnicity by Academic Year	7
IBC Awards by Credential by Academic Year	7

Graduates and Awards*

*DATA SOURCE: Board of Regents Statewide Completer System (SCS). Totals shown on academic year basis (Summer-Fall-Spring) for graduates receiving an Associate Degree, Technical Diploma, or Certificate recognized by Board of Regents.

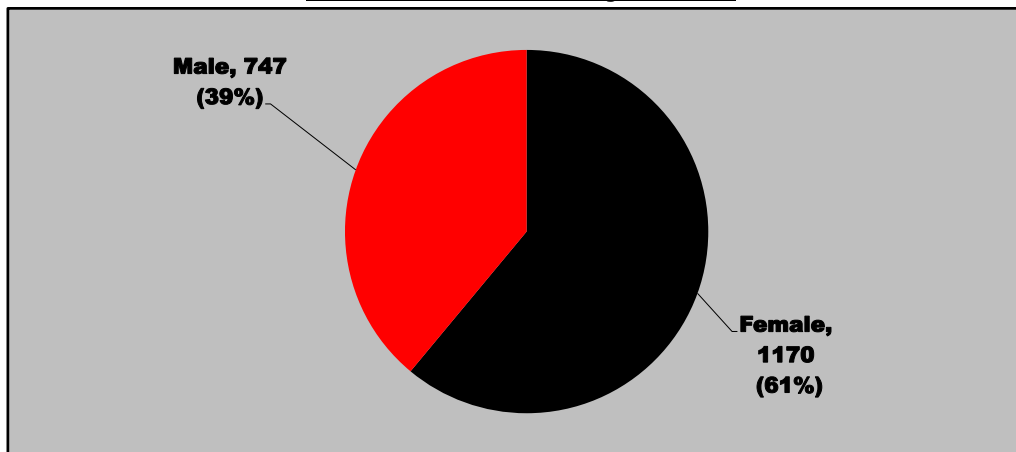
Graduates and Awards by Academic Year, 2014-15 to 2019-20



Graduates and Awards by Academic Year, AY 2014-15 to 2019-20

	2014-15	2015-16	2016-17	2017-18	2018-19	2019-20
Graduates (unduplicated)	1677	1365	1652	1818	1551	1917
Awards	2298	1961	2321	2394	2028	2491

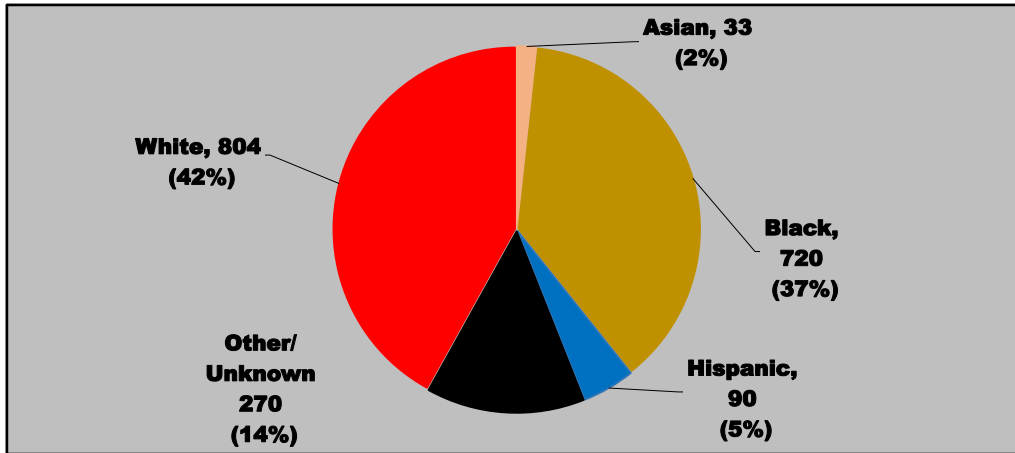
2019-20 Graduates by Gender



Graduates by Academic Year by Gender (unduplicated), 2014-15 to 2019-20

	2014-15	2015-16	2016-17	2017-18	2018-19	2019-20
Female	778	694	836	949	895	1170
Male	899	671	816	869	656	747
Total	1677	1365	1652	1818	1551	1917

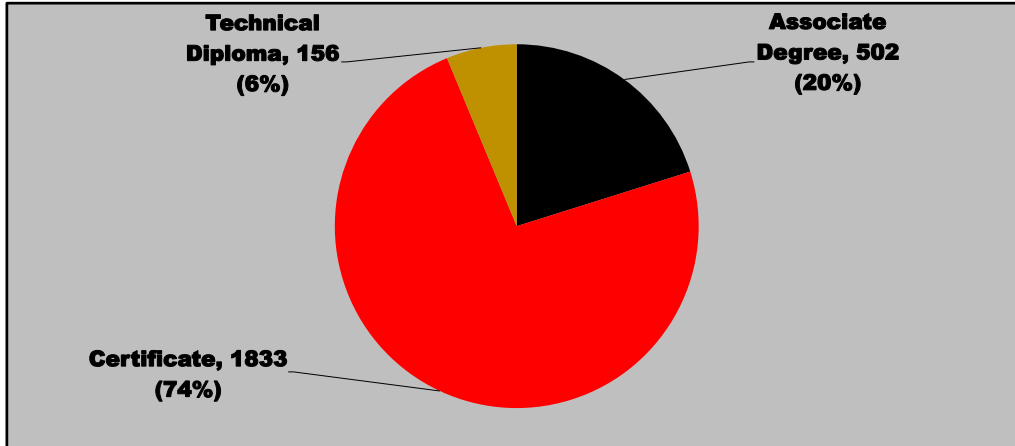
2019-20 Graduates by Race/Ethnicity



Graduates by Academic Year by Race/Ethnicity (unduplicated), 2014-15 to 2019-20

	2014-15	2015-16	2016-17	2017-18	2018-19	2019-20
American Indian or Alaskan Native	11	3	5	6	3	10
Asian	44	17	41	45	32	33
Black	672	531	625	591	517	720
Foreign/Nonresident Alien	37	24	36	34	23	29
Hispanic	40	36	64	67	63	90
Native Hawaiian or Pacific Islander	1	2	2	5	15	28
Race/Ethnicity Unknown	103	77	77	367	286	145
Two or More Races	24	28	24	27	39	58
White	745	647	778	676	573	804
Total	1677	1365	1652	1818	1551	1917

2019-20 Awards by Award Type



Awards by Academic Year by Award Type, 2014-15 to 2019-20

Award Type	2014-15	2015-16	2016-17	2017-18	2018-19	2019-20
Associate of Applied Science (AAS)	166	184	159	222	180	183
Associate of Arts (AA)	37	56	66	56	46	35
Associate of Arts Transfer (AALT)	32	62	73	73	95	73
Associate of Science (AS)	195	155	150	168	200	193
Associate of Science Transfer (ASLT)	6	5	5	7	15	18
Certificate of Applied Science (CAS)	67	67	42	55	39	61
Certificate of General Studies (CGS)	741	610	914	897	719	1247
Certificate of Technical Studies (CTS)	788	581	708	735	582	525
Technical Diploma (TD)	266	241	204	181	152	156
Total	2298	1961	2321	2394	2028	2491

Awards by Academic Year by Division, Program of Study, CIP Code, 2014-15 to 2019-20

Division/Program of Study	CIP Code	Credential Awarded	2014-15	2015-16	2016-17	2017-18	2018-19	2019-20
Business and Social Science								
Accounting Technology	520302	AAS	1					
Accounting Technology	520302	CTS	7	9	4	6	15	8
Business	520101	AS	44	48	34	47	61	49
Business Administration	520101	AAS					5	
Business Office Technology	520401	AAS	2					
Business Office Technology	520401	CTS	19	19				
Business Office Technology	520401	TD	7	14				
Business Technology	520101	AAS	19	20	29	40	20	18
Business Technology	520101	CAS	67	67	42	55	39	61
Construction Management	522001	AAS	28	25	34	43	30	37
Customer Service	520411	CTS				7		2
Emergency Management	439999	CTS	1					
Louisiana Transfer AA, Business	240199	AALT	3	3	4	5	8	8
Retail Management	520212	CTS				13	4	14
Liberal Arts								
Care/Development of Young Children	190709	AAS		3	1	10	9	6
Care/Development of Young Children	190709	CTS	9	10	4	6	6	
Care/Development of Young Children	190709	TD	7	11	3	11	9	2
Criminal Justice	430107	AS	31	21	29	23	24	33
Entertainment Technology	500602	AAS	32	24	16	29	15	19
General Studies	240102	CGS	741	610	914	897	719	1247
Graphic Arts	500402	CTS		3	6	3	7	6
Liberal Arts	240101	AA	37	56	50	46	46	35
Louisiana Transfer AA, Criminal Justice	240199	AALT		4	2	4	11	4
Louisiana Transfer AA, Fine Arts	240199	AALT	4	4	11	10	12	5
Louisiana Transfer AA, Humanities	240199	AALT	12	22	18	12	13	16
Louisiana Transfer AA, Social Sciences	240199	AALT	12	29	38	42	51	40
Louisiana Transfer AA (unspecified conc.)	240199	AALT	1					
Paralegal Studies	220302	AAS	12	19	11	20	17	21
Teaching	130101	AS	3	3	4	10	9	3
Nursing and Allied Health								
Diagnostic Medical Sonography	510910	AAS	10	9	12	10	10	9
Emergency Medical Technician	510904	AAS	4	8				
Emergency Medical Technician	510904	CTS	5	11		4	7	5
Medical Assistant	510801	CTS		7	8	29	32	23
Nursing	513801	AS	48	37	25	31	46	46
Paramedic	510904	AAS			4	4	5	8
Paramedic	510904	CTS			6			
Patient Care Technician	512601	CTS	5					
Pharmacy Technician	510805	CTS	4	4	8	2	9	6
Practical Nursing	513901	TD	42	11	11	1	12	10
Surgical Technology	510909	AS		5	7	10	9	13
Veterinary Technology	510808	AAS	15	14	16	14	13	17
Process Technology								
Process Technology	150699	AAS	37	53	36	37	39	31
Science, Technology, Engineering, and Mathematics (STEM)								
Computer Science	110701	AS		2	12	11	15	11
General Science	240199	AS	29	18	15	32	28	30
Graphics	100303	CTS	18	4	3	1		
Graphics	100303	TD	13	9	3	3		
Network Engineer	110901	CTS	6	6	10	6	4	5
Network Administrator	110101	AS	13					
Louisiana Transfer AS, Biological Science	240199	ASLT	5	5	5	7	15	17
Louisiana Transfer AS, Physical Science	240199	ASLT	1					1
Pre-Engineering	140101	AS	27	21	24	14	8	8

Awards by Academic Year by Division, Program of Study, CIP Code (Continued)

Division/Program of Study	CIP Code	Credential Awarded	2013-14	2015-16	2016-17	2017-18	2018-19	2019-20
Technical Education								
Air Conditioning & Refrigeration	470201	CTS	57	18	62	31	22	17
Air Conditioning & Refrigeration	470201	TD	22	9	26	13	9	12
Automotive Technology	470604	AAS				3	5	1
Automotive Technology	470604	CTS	35	4	7	24	47	27
Automotive Technology	470604	TD	4	1			12	8
Aviation Maintenance Technology	470607	AAS			2	4	4	4
Aviation Maintenance Technician - Airframe	470607	CTS			3	5	5	3
Aviation Maintenance Technician - Power Plant	470608	CTS			8	3	5	3
Avionics	470609	CTS	5					
Barber-Styling	120402	TD	5	13	5			
Carpentry	460201	TD	28	31	23	29	18	37
Carpentry	460201	CTS	44	45	41	39	24	36
Collision Repair Technology	470603	CTS	13	3	4	12		
Collision Repair Technology	470603	TD	8	2	3		1	
Cosmetology	120401	TD	6		6	5	10	7
Culinary Arts	120503	CTS	101	96	62	77	37	22
Culinary Arts	120503	TD	45	43	20	42	17	13
Diesel Heavy Truck Technology	470613	AAS				1		
Diesel Heavy Truck Technology	470613	TD						4
Diesel Heavy Truck Technology	470613	CTS						12
Drafting/Design Technology	151301	AAS	2	1	6	2		
Drafting/Design Technology	151301	TD	5	4	11	12	14	7
Drafting/Design Technology	151301	CTS	26	43	18	19	11	18
Electrical	460302	CTS						1
Helicopter Flight Operations	490101	AAS			3			
Helicopter Operations Private Pilot	490199	CTS	43	60	22			
Helicopter Pilot Operations	470608	AAS	2	8	5			
Horticulture	010601	TD	11	10	5	18	14	21
Horticulture	010601	CTS	12	15	9	22	12	23
Journeyman Industrial	460000	TD	5	12	23			
Machine Tool Technology	480501	TD	1					
Machine Tool Technology	480501	CTS	12					
Occupational Education	131319	AAS	2					
Technical Studies, Drafting Concentration	479999	AAS				5	7	7
Technical Studies, Welding Concentration	479999	AAS					1	1
Upholstery Technician	480303	TD	8	10	9	20		
Upholstery Technician	480303	CTS	15	21	17	8		
Vehicle Maintenance and Repair Technology	470600	AAS						4
Welding	480508	CTS	351	203	406	406	335	294
Welding	480508	TD	49	61	56	39	36	35
Total			2298	1961	2321	2394	2028	2491

Technical Competency Area (TCA) Recipients and Awards**

**DATA SOURCE: LCTCS Cognos "Completers" Report. Totals shown on academic year basis (Summer-Fall-Spring).

TCA Recipients and Awards by Academic Year, 2014-15 to 2019-20

	2014-15	2015-16	2016-17	2017-18	2018-19	2019-20
TCA Recipients (unduplicated)	221	249	224	230	81	
TCA Awards	292	325	276	233	109	

TCA Recipients by Academic Year by Gender (unduplicated), 2014-15 to 2019-20

Gender	2014-15	2015-16	2016-17	2017-18	2018-19	2019-20
Female	81	91	102	63	21	
Male	140	158	122	167	60	
Total	221	249	224	230	81	

TCA Recipients by Academic Year by Race/Ethnicity (unduplicated), 2014-15 to 2019-20

Race/Ethnicity	2014-15	2015-16	2016-17	2017-18	2018-19	2019-20
American Indian or Alaskan Native	1		2	1		
Asian	2	2	3	3		
Black	136	134	123	82	15	
Foreign/Nonresident Alien			1			
Hispanic		4	8	4	1	
Native Hawaiian or Pacific Islander			1		1	
Race/Ethnicity Unknown	5	20	10	93	44	
Two or More Races		4	1		1	
White	77	85	75	47	19	
Total	221	249	224	230	81	

TCA Awards by Academic Year by Division, Program of Study, CIP Code, AY 2014-15 to 2019-20

Division/Program of Study	CIP Code	2014-15	2015-16	2016-17	2017-18	2018-19	2019-20
Business and Social Science							
Business Office Technology	520401	3					
Liberal Arts							
Care/Development of Young Children	190709	14	8	29	10		
Printmaking	500710		3	3			
Nursing and Allied Health							
Nurse Assistant	513902	4					
Patient Care Technician	512601	6					
Science, Technology, Engineering, and Mathematics (STEM)							
Graphics	100303	17	4	4			
Network Administrator	111001	3					
Technical Education							
Air Conditioning & Refrigeration	470201	18	11	30	15	25	
Automotive Technician	470604	47	39	50			
Carpentry	460201	69	118	39	69	29	
Collision Repair Technology	470603	9	3	3	20		
Cosmetology	120401	6	1	16		1	
Culinary Arts	120503	38	47	46	46	19	
Customer Service	520411		4	2			
Drafting/Design Technology	151301	26	47	19	25	22	
Horticulture	10601	17	16	17	32	12	
Machine Tool Technology	480501	5					
Upholstery Technician	480303	10	24	18	16		
Welding	480508					1	
Total		292	325	276	233	109	

Industry-Based Credential (IBC) Recipients and Awards***

***DATA SOURCE: LCTCS Cognos "IBC" Report. Please note: totals are shown on a fiscal year basis (July 1 - June 30). Totals shown may differ from LCTCS' tabulation of IBC recipients for Louisiana 2020 Completers measure (Goal 1) because of difference in reporting methods.

IBC Recipients and Awards by Academic Year, 2018-19 to 2019-20

	2018-19	2019-20
IBC Recipients (unduplicated)	323	242
IBC Awards	433	304

IBC Recipients by Gender by Academic Year, 2018-19 to 2019-20

Gender	2018-19	2019-20
Female	147	95
Male	176	147
Total	323	242

IBC Recipients by Race/Ethnicity by Academic Year, 2018-19 to 2019-20

Race/Ethnicity	2018-19	2019-20
Asian	7	1
Black	111	81
Foreign/Nonresident Alien	2	2
Hawaiian Native or Pacific Islander	11	10
Hispanic	8	6
Native American or Alaskan Native	2	2
Native Hawaiian or Other Pacific Islander	1	
Race/Ethnicity Unknown	34	48
Two or More Races	7	5
White	140	87
Total	323	242

IBC Awards by Credential by Academic Year, 2018-19 to 2019-20

IBC Award (Banner Abbreviation)	Credentialing Body	IBC Code	2018-19	2019-20
ASE Brakes	ASE	47060004	9	
ASE Engine Repair	ASE	47060010	8	
ASE Steering Suspens	ASE	47060013	10	
ASE Trans and Transa	ASE	47060002	10	
Adult First Aid/CPR/AED	American Red Cross	51080025		6
Air Conditioning	HVAC Excellence	47020117		2
Aircraft Mechanic - Powerplant	Federal Aviation Administration	47060703		3
BLS Healthcare Prov-CPR		51081001	17	
Certified CMA		51080201	17	
Certified Pharmacy Tech	Pharmacy Tech. Certification Board	51080501	4	
Cert Surgical Technologist	at'l Board for Surg. Tech. and Surg. Assist.	51090901	2	
Certified Nurse Assistant	LA Dept. of Health and Hospitals	51390201	6	
Core Curriculum	NCCER	46999901	80	
CPR		49030905	36	
Diesel Engine Cert		47060007	3	
DNU-ASE Certified Technician	S/P2	47060005		17
DNU-BLS Healthcare Prov-CPR		51081001		67
DNU-CMA	Amer. Assn. of Med. Assistants	51080101		5
DNU-Core Curriculum	NCCER	46999901		82
DNU-Electrical	HVAC Excellence	47020119		15
DNU-ESCO-Electric Heat	HVAC Excellence	47020108		1
DNU-Welding Level 1	NCCER	48050883		23
DNU-Welding Level 2	NCCER	48050885		45
Electrical/Electronic Sys		47060008	31	
EMT Basic	Nat'l Reg. Emergency Med. Technicians	51081005	19	
EMT Paramedic	Nat'l Reg. Emergency Med. Technicians	51081006	9	
Gas Heat	HVAC Excellence	47020120		2
Heat and Air Conditioning		47060011	8	
IME&I Level 2	NCCER	47030302	18	
Manual Drivetrain and Axl		47060012	9	
Motor Vehicle Inspector	LA Dept. Public Safety	47060001		16
NCCER Carpentry Level 1	NCCER	46020110		2
NCCER Electrical Level 2	NCCER	46030218		1
Network Pro	TestOut	11089914	13	
PC PRO	TestOut	11089915	8	
Phlebotomy CPT/NRCPT	Amer. Society for Clin. Pathology	51100903	1	

IBC Awards by Credential by Academic Year, 2018-19 to 2019-20 (Continued)

IBC Award (Banner Abbreviation)	Credentialing Body	IBC Code	2018-19	2019-20
RDMS Abdomen (AB)	Amer. Registry for Diag. Med. Sonography	49030017	5	
RDMS Obstetrics & Gynecology (OB/GYN)	Amer. Registry for Diag. Med. Sonography	49030018	3	
Reg Veterinary Tech	Amer. Assn. of Vet. State Boards	51080801	20	
Registered Nurse	LA Board of Nursing	51380101	41	
Security Pro	TestOut	11100107	13	
S/P2 Automotive Service Safety	S/P2	47060060		17
Welding Level 1	NCCER	48050883	32	
Welding Level 3	NCCER	48050887	1	
Total			433	304