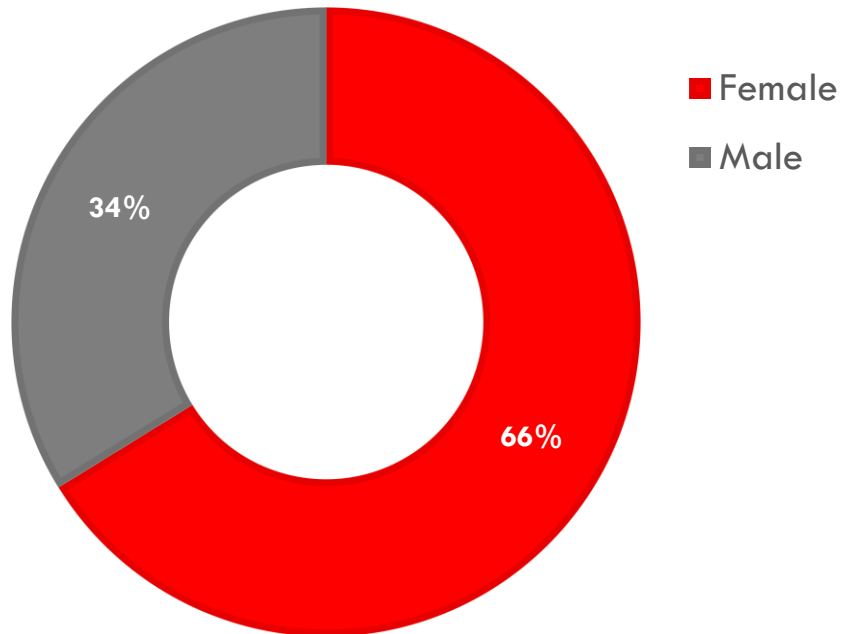


**Baton Rouge Community College**  
**Spring 2023 “Bear Facts”**  
 Based on End of Semester Counts  
 Prepared by the Office of Institutional Effectiveness and Research

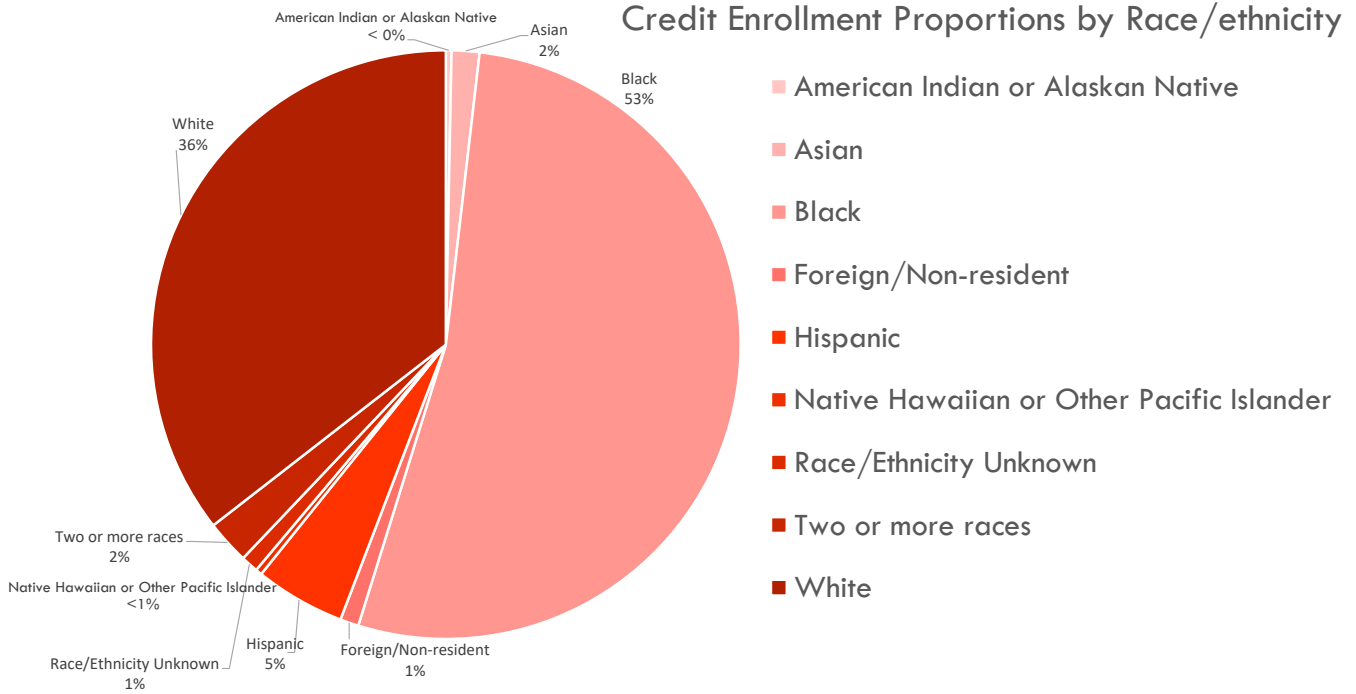
**Spring 2023**  
**Credit Enrollment Headcount**  
**by Race/Ethnicity & by Gender**

Race/ethnicity	Gender		Total
	Female	Male	
American Indian or Alaskan Native	13	15	28
Asian	75	63	138
Black	3493	1299	4792
Foreign/Non-resident	56	36	92
Hispanic	275	173	448
Native Hawaiian or Other Pacific Islander	22	10	32
Race/Ethnicity Unknown	50	36	86
Two or more races	144	73	217
White	1861	1353	3214
<b>Total</b>	<b>5989</b>	<b>3058</b>	<b>9047</b>

**CREDIT ENROLLMENT BY GENDER**



**Baton Rouge Community College**  
**Spring 2023 “Bear Facts”**  
 Based on End of Semester Counts  
 Prepared by the Office of Institutional Effectiveness and Research

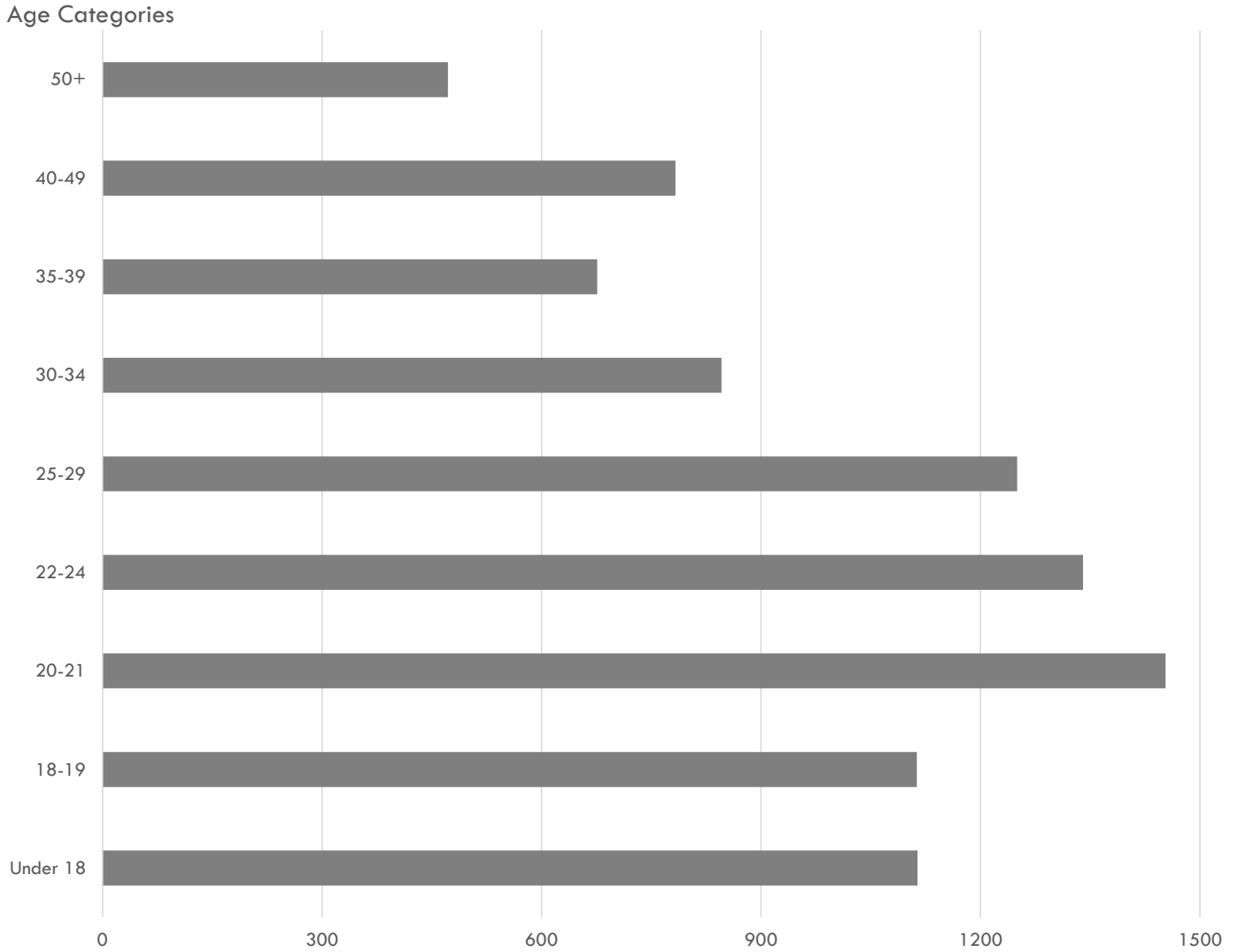


**Spring 2023 Credit Enrollment Headcount by Student Type**

Student Type	Headcount of Student Type	% Student Type
Continuing	4896	54%
First -Time	1344	15%
High School	1301	14%
Returning	744	8%
Transfer	529	6%
Visiting	233	3%
<b>Total</b>	<b>9047</b>	<b>100%</b>

Baton Rouge Community College  
Spring 2023 “Bear Facts”  
Based on End of Semester Counts  
Prepared by the Office of Institutional Effectiveness and Research

## Spring 2023 Credit Enrollment Headcount by Age Group



Average Age 27

# Baton Rouge Community College

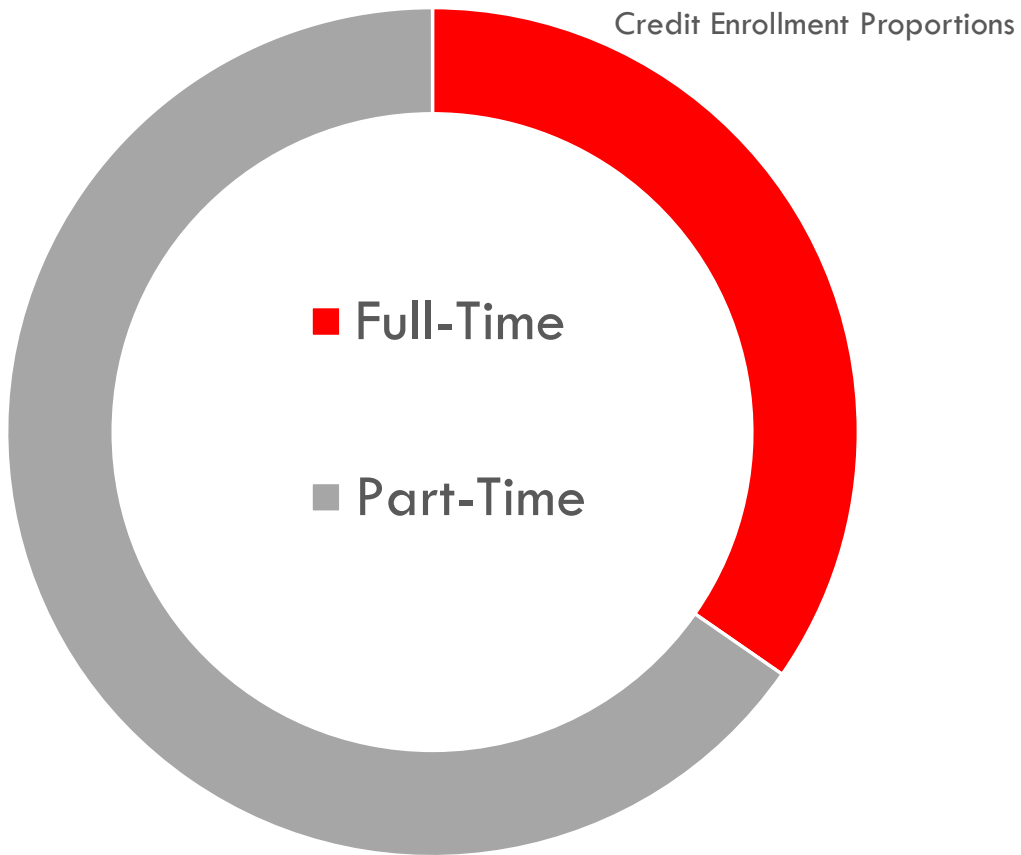
## Spring 2023 "Bear Facts"

Based on End of Semester Counts

Prepared by the Office of Institutional Effectiveness and Research

### Spring 2023 Credit Enrollment Attendance Status Proportions

Attendance	Headcount
Full-Time	3136
Part-Time	5911
Total	9047



# Baton Rouge Community College

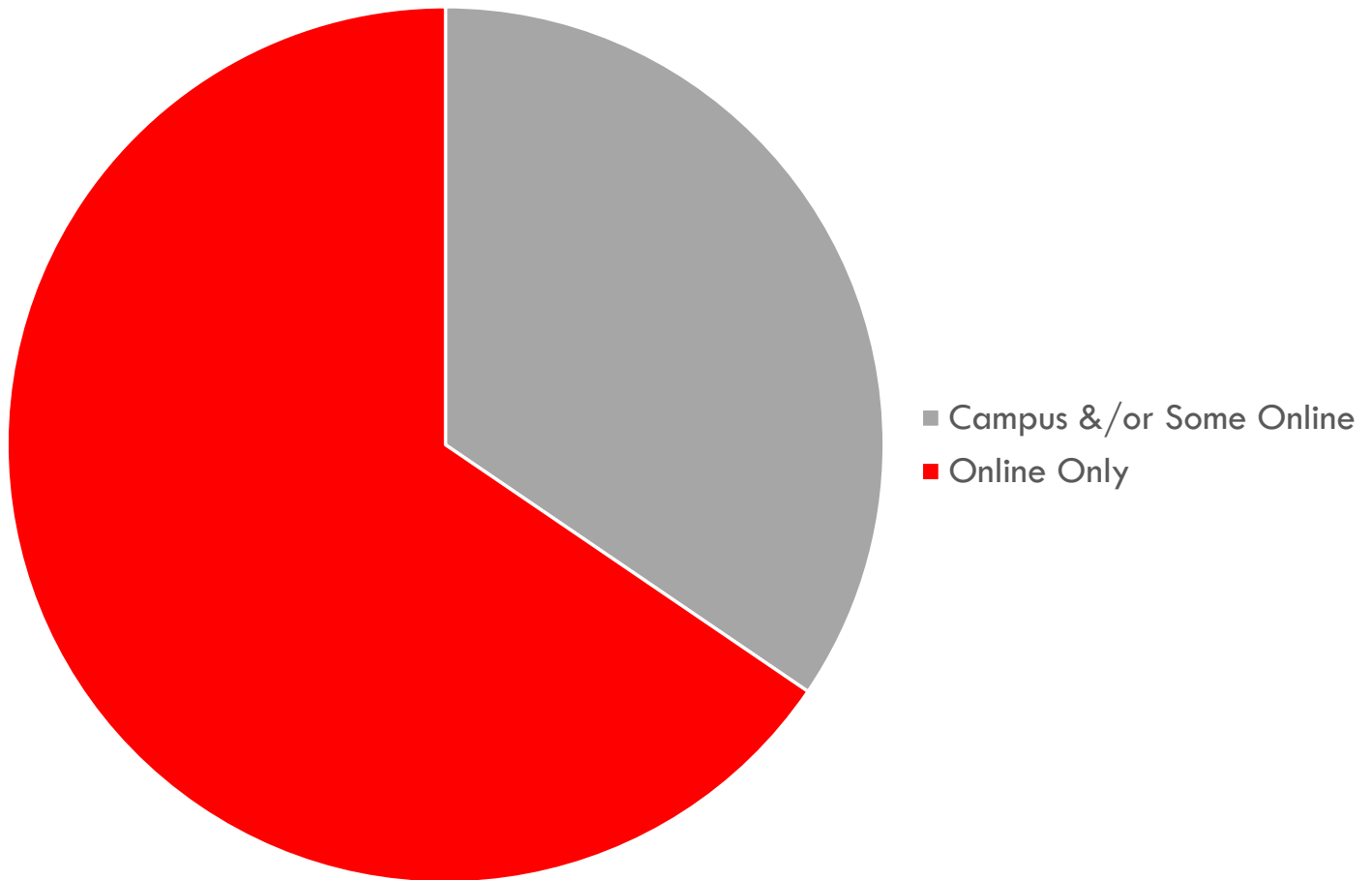
## Spring 2023 "Bear Facts"

Based on End of Semester Counts

Prepared by the Office of Institutional Effectiveness and Research

### Spring 2023 Credit Enrollment Schedule Modality Proportions

Modality	Count
Online Only	5924
Campus &/or Some Online	3123
Grand Total	9047



# Baton Rouge Community College

## Spring 2023 "Bear Facts"

Based on End of Semester Counts

Prepared by the Office of Institutional Effectiveness and Research

### Spring 2023 Declared Credit Program Headcounts & Proportions

Degree Program	Head Count	%
<b>Associate of Applied Science</b>	<b>2279</b>	<b>25%</b>
AVIATION MAINTENANCE TECHNOLOGY	31	0%
BUSINESS ADMINISTRATION	629	7%
COMPUTING & INFORMATION SYSTEMS	92	1%
CONSTRUCTION MANAGEMENT	266	3%
DIAGNOSTIC MEDICAL SONOGRAPHY	457	5%
PARALEGAL STUDIES	81	1%
PROCESS TECHNOLOGY	193	2%
TECHNICAL STUDIES	95	1%
VETERINARY TECHNOLOGY	94	1%
CARE & DEVELOPMENT OF YOUNG CHILDREN	287	3%
VEHICLE MAINTENANCE & REPAIR TECHNOLOGIES	54	1%
<b>Associate of Arts</b>	<b>458</b>	<b>5%</b>
AMERICAN SIGN LANGUAGE STUDIES	7	0%
LIBERAL ARTS	451	5%
<b>Associate of Arts LA Transfer</b>	<b>446</b>	<b>5%</b>
LOUISIANA TRANSFER	446	5%
<b>Associate of Science</b>	<b>3666</b>	<b>41%</b>
BUSINESS	634	7%
COMPUTER SCIENCE	252	3%
CRIMINAL JUSTICE	365	4%
GENERAL SCIENCE	376	4%
NURSING	1565	17%
PRE-ENGINEERING	181	2%
SURGICAL TECHNOLOGY	105	1%
TEACHING (Gr 1-5)	188	2%
<b>Associate of Science LA Transfer</b>	<b>152</b>	<b>2%</b>
LOUISIANA TRANSFER	152	2%
<b>Career and Technical Certificate</b>	<b>7</b>	<b>0%</b>
CUSTOMER SERVICE AND SALES	3	0%
STERILE PROCESSING	4	0%
<b>Certificate of Applied Science</b>	<b>2</b>	<b>0%</b>
BUSINESS ADMINISTRATION	2	0%
<b>Certificate Technical Studies</b>	<b>249</b>	<b>3%</b>
ACCOUNTING TECHNOLOGY	78	1%

# Baton Rouge Community College Spring 2023 "Bear Facts"

Based on End of Semester Counts

Prepared by the Office of Institutional Effectiveness and Research

COMPUTER NETWORKING	27	0%
ENROLLED AGENT	8	0%
GRAPHIC ARTS	77	1%
MEDICAL ASSISTANT	52	1%
PHARMACY TECHNICIAN	1	0%
RETAIL MANAGEMENT	4	0%
AVIATION MAINTENANCE TECHNICIAN: AIRFRAME	1	0%
AVIATION MAINTENANCE TECHNICIAN: POWERPLANT	1	0%
<b>Non-degree</b>	<b>1495</b>	<b>17%</b>
<hr/>		
NON-DEGREE	1495	17%
<b>Technical Diploma</b>	<b>293</b>	<b>3%</b>
<hr/>		
COSMETOLOGY	25	0%
HORTICULTURE TECHNICIAN	2	0%
INFORMATION TECHNOLOGY	12	0%
PRACTICAL NURSING	213	2%
CARE & DEVELOPMENT OF YOUNG CHILDREN	9	0%
CULINARY ARTS & OCCUPATIONS	32	0%
<b>Grand Total</b>	<b>9047</b>	<b>100%</b>

# Baton Rouge Community College

## Spring 2023 "Bear Facts"

Based on End of Semester Counts

Prepared by the Office of Institutional Effectiveness and Research

### Credit Program Concentration Headcounts

<b>Programs with Concentrations</b>	<b>Headcount</b>
<b>Associate of Applied Science</b>	<b>238</b>
<b>AAS-CIST</b>	<b>92</b>
Application Software Develop	27
Cloud Computing	13
Cybersecurity	36
none	16
<b>AAS-TNST</b>	<b>92</b>
Drafting	4
Electrical Concentration	11
Heating, Ventilation & A/C	20
Instrumentation Concentration	3
Pipefitting Concentration	4
Welding	46
none	4
<b>AAS-VMRE</b>	<b>54</b>
Auto Body Repair	13
Automotive Concentration	24
Diesel Heavy Truck Technology	16
none	1
<b>Associate of Arts LA Transfer</b>	<b>446</b>
<b>AALT-AALT</b>	<b>446</b>
Business	65
Criminal Justice	32
Fine Arts	90
Humanities	79
Social Science	178
none	2
<b>Associate of Science</b>	<b>183</b>
<b>AS-ENGR</b>	<b>183</b>
Biological Engineering	10
Chemical Engineering	19
Civil Engineering	34
Electrical Comp Engineering	40
Environmental Engineering	5
Industrial Engineering	9



# Baton Rouge Community College Spring 2023 "Bear Facts"

Based on End of Semester Counts

Prepared by the Office of Institutional Effectiveness and Research

Mechanical Engineering	55
Petroleum Engineering	5
none	6
<b>Associate of Science LA Transfer</b>	<b>152</b>
<hr/>	
<b>ASLT-ASLT</b>	<b>152</b>
Biological Sciences	130
Physical Sciences	21
none	1
<b>Grand Total</b>	<b>1019</b>

## Spring 2023 Declared Credit Program Proportions by Gender

Degree Programs	Gender		
	Female	Male	Total
<b>Associate of Applied Science</b>	<b>59%</b>	<b>41%</b>	<b>100%</b>
AVIATION MAINTENANCE TECHNOLOGY	16%	84%	100%
BUSINESS ADMINISTRATION	60%	40%	100%
CARE & DEVELOPMENT OF YOUNG CHILDREN	85%	15%	100%
COMPUTING & INFORMATION SYSTEMS	42%	58%	100%
CONSTRUCTION MANAGEMENT	14%	86%	100%
DIAGNOSTIC MEDICAL SONOGRAPHY	96%	4%	100%
PARALEGAL STUDIES	83%	17%	100%
PROCESS TECHNOLOGY	17%	83%	100%
TECHNICAL STUDIES	11%	89%	100%
VEHICLE MAINTENANCE & REPAIR TECHNOLOGIES	4%	96%	100%
VETERINARY TECHNOLOGY	87%	13%	100%
<b>Associate of Arts</b>	<b>55%</b>	<b>45%</b>	<b>100%</b>
AMERICAN SIGN LANGUAGE STUDIES	29%	71%	100%
LIBERAL ARTS	56%	44%	100%
<b>Associate of Arts LA Transfer</b>	<b>58%</b>	<b>42%</b>	<b>100%</b>
LOUISIANA TRANSFER	58%	42%	100%
<b>Associate of Science</b>	<b>74%</b>	<b>26%</b>	<b>100%</b>
BUSINESS	55%	45%	100%
COMPUTER SCIENCE	25%	75%	100%
CRIMINAL JUSTICE	70%	30%	100%
GENERAL SCIENCE	69%	31%	100%
NURSING	92%	8%	100%
PRE-ENGINEERING	29%	71%	100%

# Baton Rouge Community College Spring 2023 "Bear Facts"

Based on End of Semester Counts

Prepared by the Office of Institutional Effectiveness and Research

SURGICAL TECHNOLOGY	92%	8%	100%
TEACHING (Gr 1-5)	89%	11%	100%
<b>Associate of Science LA Transfer</b>	<b>68%</b>	<b>32%</b>	<b>100%</b>
LOUISIANA TRANSFER	68%	32%	100%
<b>Career and Technical Certificate</b>	<b>71%</b>	<b>29%</b>	<b>100%</b>
CUSTOMER SERVICE AND SALES	67%	33%	100%
STERILE PROCESSING	75%	25%	100%
<b>Certificate of Applied Science</b>	<b>50%</b>	<b>50%</b>	<b>100%</b>
BUSINESS ADMINISTRATION	50%	50%	100%
<b>Certificate Technical Studies</b>	<b>73%</b>	<b>27%</b>	<b>100%</b>
ACCOUNTING TECHNOLOGY	87%	13%	100%
AVIATION MAINTENANCE TECHNICIAN: AIRFRAME	0%	100%	100%
AVIATION MAINTENANCE TECHNICIAN: POWERPLANT	0%	100%	100%
COMPUTER NETWORKING	22%	78%	100%
ENROLLED AGENT	100%	0%	100%
GRAPHIC ARTS	60%	40%	100%
MEDICAL ASSISTANT	98%	2%	100%
PHARMACY TECHNICIAN	100%	0%	100%
RETAIL MANAGEMENT	75%	25%	100%
<b>Non-degree</b>	<b>59%</b>	<b>41%</b>	<b>100%</b>
NON-DEGREE	59%	41%	100%
<b>Technical Diploma</b>	<b>89%</b>	<b>11%</b>	<b>100%</b>
CARE & DEVELOPMENT OF YOUNG CHILDREN	100%	0%	100%
COSMETOLOGY	96%	4%	100%
CULINARY ARTS & OCCUPATIONS	72%	28%	100%
HORTICULTURE TECHNICIAN	50%	50%	100%
INFORMATION TECHNOLOGY	25%	75%	100%
PRACTICAL NURSING	94%	6%	100%
<b>Total</b>	<b>66%</b>	<b>34%</b>	<b>100%</b>

# Baton Rouge Community College Spring 2023 "Bear Facts"

Based on End of Semester Counts  
Prepared by the Office of Institutional Effectiveness and Research

## Spring 2023 Declared Credit Program Proportions by Race/ethnicity

Degree Programs by Race/ethnicity		Race/ethnicity								
		American Indian or			Foreign/Non-		Native	Race/Ethnicity	Two or	
		Alaskan Native	Asian	Black	resident	Hispanic	Pacific Islander	Unknown	more races	White
<b>Associate of Applied Science</b>		0%	1%	45%	1%	5%	0%	1%	2%	46%
AVIATION MAINTENANCE TECHNOLOGY		0%	6%	23%	0%	13%	0%	3%	3%	52%
BUSINESS ADMINISTRATION		0%	1%	38%	1%	3%	0%	1%	1%	55%
CARE & DEVELOPMENT OF YOUNG CHILDREN		0%	1%	64%	0%	2%	0%	1%	2%	29%
COMPUTING & INFORMATION SYSTEMS		1%	5%	39%	0%	2%	0%	2%	2%	48%
CONSTRUCTION MANAGEMENT		0%	0%	26%	2%	12%	0%	0%	0%	58%
DIAGNOSTIC MEDICAL SONOGRAPHY		0%	2%	46%	0%	6%	0%	0%	3%	42%
PARALEGAL STUDIES		0%	0%	36%	4%	11%	1%	0%	1%	47%
PROCESS TECHNOLOGY		1%	0%	59%	0%	3%	1%	0%	2%	35%
TECHNICAL STUDIES		0%	0%	68%	0%	5%	0%	0%	3%	23%
VEHICLE MAINTENANCE & REPAIR		2%	6%	43%	0%	4%	0%	0%	2%	44%
VETERINARY TECHNOLOGY		0%	0%	35%	0%	3%	0%	1%	4%	56%
<b>Associate of Arts</b>		0%	1%	40%	1%	7%	0%	0%	2%	49%
AMERICAN SIGN LANGUAGE STUDIES		0%	0%	29%	0%	0%	0%	0%	0%	71%
LIBERAL ARTS		0%	1%	40%	1%	8%	0%	0%	2%	49%
<b>Associate of Arts LA Transfer</b>		0%	1%	44%	1%	4%	1%	1%	2%	46%
LOUISIANA TRANSFER		0%	1%	44%	1%	4%	1%	1%	2%	46%
<b>Associate of Science</b>		0%	2%	52%	2%	4%	0%	0%	2%	37%
BUSINESS		0%	3%	42%	3%	5%	0%	1%	2%	44%
COMPUTER SCIENCE		0%	6%	44%	3%	4%	0%	1%	2%	40%
CRIMINAL JUSTICE		1%	1%	50%	0%	4%	0%	0%	1%	43%
GENERAL SCIENCE		0%	2%	39%	1%	5%	0%	1%	3%	49%
NURSING		0%	1%	62%	1%	4%	1%	0%	2%	29%
PRE-ENGINEERING		1%	2%	46%	4%	6%	1%	1%	4%	37%
SURGICAL TECHNOLOGY		0%	0%	66%	1%	3%	0%	0%	2%	29%
TEACHING (Gr 1-5)		0%	1%	51%	0%	4%	0%	0%	2%	43%
<b>Associate of Science LA Transfer</b>		0%	2%	41%	2%	8%	0%	1%	3%	43%
LOUISIANA TRANSFER		0%	2%	41%	2%	8%	0%	1%	3%	43%
<b>Career and Technical Certificate</b>		0%	0%	57%	0%	0%	0%	0%	0%	43%
CUSTOMER SERVICE AND SALES		0%	0%	0%	0%	0%	0%	0%	0%	100%
STERILE PROCESSING		0%	0%	100%	0%	0%	0%	0%	0%	0%
<b>Certificate of Applied Science</b>		0%	0%	0%	0%	0%	0%	0%	0%	100%
BUSINESS ADMINISTRATION		0%	0%	0%	0%	0%	0%	0%	0%	100%
<b>Certificate Technical Studies</b>		0%	2%	60%	1%	4%	0%	0%	4%	29%
ACCOUNTING TECHNOLOGY		1%	1%	53%	1%	3%	0%	0%	0%	41%
AVIATION MAINTENANCE TECHNICIAN: AIRFRAME		0%	100%	0%	0%	0%	0%	0%	0%	0%
AVIATION MAINTENANCE TECHNICIAN: POWERPLANT		0%	0%	100%	0%	0%	0%	0%	0%	0%
COMPUTER NETWORKING		0%	0%	63%	0%	4%	0%	0%	0%	33%
ENROLLED AGENT		0%	13%	50%	0%	13%	0%	0%	13%	13%
GRAPHIC ARTS		0%	1%	58%	0%	5%	0%	1%	10%	23%
MEDICAL ASSISTANT		0%	2%	75%	2%	2%	0%	0%	0%	19%
PHARMACY TECHNICIAN		0%	0%	100%	0%	0%	0%	0%	0%	0%
RETAIL MANAGEMENT		0%	0%	50%	0%	0%	0%	0%	0%	50%
<b>Non-degree</b>		1%	2%	69%	0%	6%	0%	3%	4%	14%
NON-DEGREE		1%	2%	69%	0%	6%	0%	3%	4%	14%
<b>Technical Diploma</b>		0%	2%	78%	0%	2%	1%	0%	1%	14%
CARE & DEVELOPMENT OF YOUNG CHILDREN		0%	11%	44%	0%	11%	11%	0%	0%	22%
COSMETOLOGY		0%	0%	88%	0%	0%	0%	4%	4%	4%
CULINARY ARTS & OCCUPATIONS		0%	0%	78%	0%	3%	0%	0%	3%	16%
HORTICULTURE TECHNICIAN		0%	0%	0%	0%	0%	0%	0%	0%	100%
INFORMATION TECHNOLOGY		0%	0%	67%	0%	0%	0%	0%	0%	33%
PRACTICAL NURSING		0%	3%	80%	0%	2%	1%	0%	0%	13%

# Baton Rouge Community College

## Spring 2023 "Bear Facts"

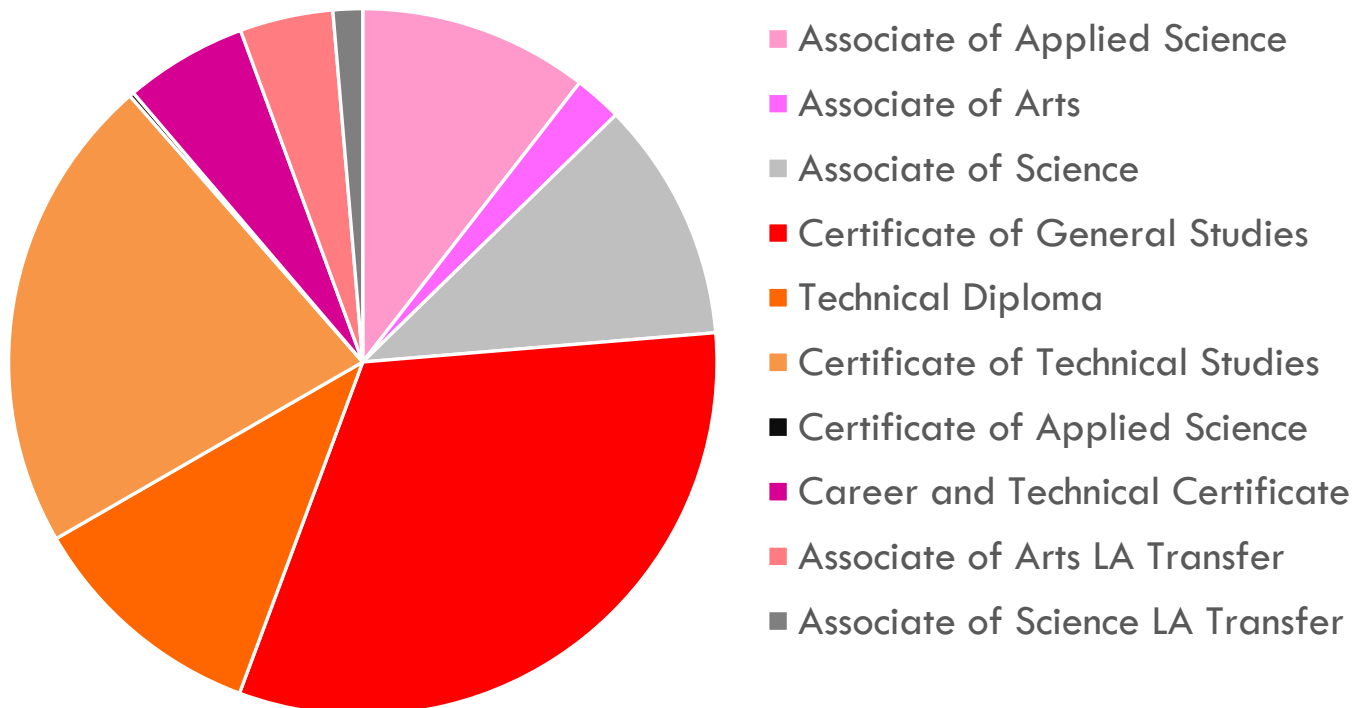
Based on End of Semester Counts

Prepared by the Office of Institutional Effectiveness and Research

### Spring 2023 Credit Awards Granted

Degree	Counts
Associate of Applied Science	101
Associate of Arts	21
Associate of Arts LA Transfer	41
Associate of Science	106
Associate of Science LA Transfer	13
Career and Technical Certificate	54
Certificate of Applied Science	2
Certificate of General Studies	308
Certificate of Technical Studies	211
Technical Diploma	106
<b>Total</b>	<b>963</b>

Spring 2023 Awards by Award Type



# Baton Rouge Community College

## Spring 2023 "Bear Facts"

Based on End of Semester Counts

Prepared by the Office of Institutional Effectiveness and Research

### Spring 2023 Credit Awards Granted by Program

<b>Degree Program</b>	<b>Count of Awards</b>
<b>Associate of Applied Science</b>	<b>101</b>
Business Administration	17
Care & Development of Young Children	16
Computing and Information Systems	4
Construction Management	22
Diagnostic Medical Sonography	14
Paralegal Studies	3
Process Technology	11
Technical Studies	4
Vehicle Maintenance & Repair Technician	1
Veterinary Technology	9
<b>Associate of Arts</b>	<b>21</b>
Liberal Arts	21
<b>Associate of Science</b>	<b>106</b>
Business	15
Computer Science	3
Criminal Justice	13
General Science	21
Nursing	40
Pre-Engineering	2
Surgical Technology	5
Teaching (Gr 1-5)	7
<b>Certificate of General Studies</b>	<b>308</b>
CGS General Studies	308
<b>Technical Diploma</b>	<b>106</b>
Automotive Technician	3
Care & Development of Young Children	20
Culinary Arts & Occupations	3
Diesel Heavy Truck Technician	1
HVAC/R Technician	8
Practical Nursing	12
Process Technology	53
Structural Welder	6
<b>Certificate of Technical Studies</b>	<b>211</b>
Accounting Technology	10

# Baton Rouge Community College

## Spring 2023 "Bear Facts"

Based on End of Semester Counts

Prepared by the Office of Institutional Effectiveness and Research

Auto Suspension, Steering, & Brakes	23
Care & Development of Young Children	30
Computer Networking	4
Graphic Arts	11
Medical Assistant	11
NCCER Electrical Level 2	6
Process Technology Support Tec	41
Process Technology Support Technician	29
Retail Management	7
Structural Welder	24
Truck Suspension, Steering, & Brakes	15
<b>Certificate of Applied Science</b>	<b>2</b>
Business Administration	2
<b>Career and Technical Certificate</b>	<b>54</b>
Computer Technician	4
Customer Service & Sales	7
NCCER Electrical Level 1	6
Sterile Processing	10
Welding Fundamentals	27
<b>Associate of Arts LA Transfer</b>	<b>41</b>
AA Louisiana Transfer	41
<b>Associate of Science LA Transfer</b>	<b>13</b>
AS Louisiana Transfer	13
<b>Grand Total</b>	<b>963</b>

Baton Rouge Community College  
Spring 2023 "Bear Facts"  
Based on End of Semester Counts  
Prepared by the Office of Institutional Effectiveness and Research

Spring 2023

789 Student Credit Completers Awarded

