

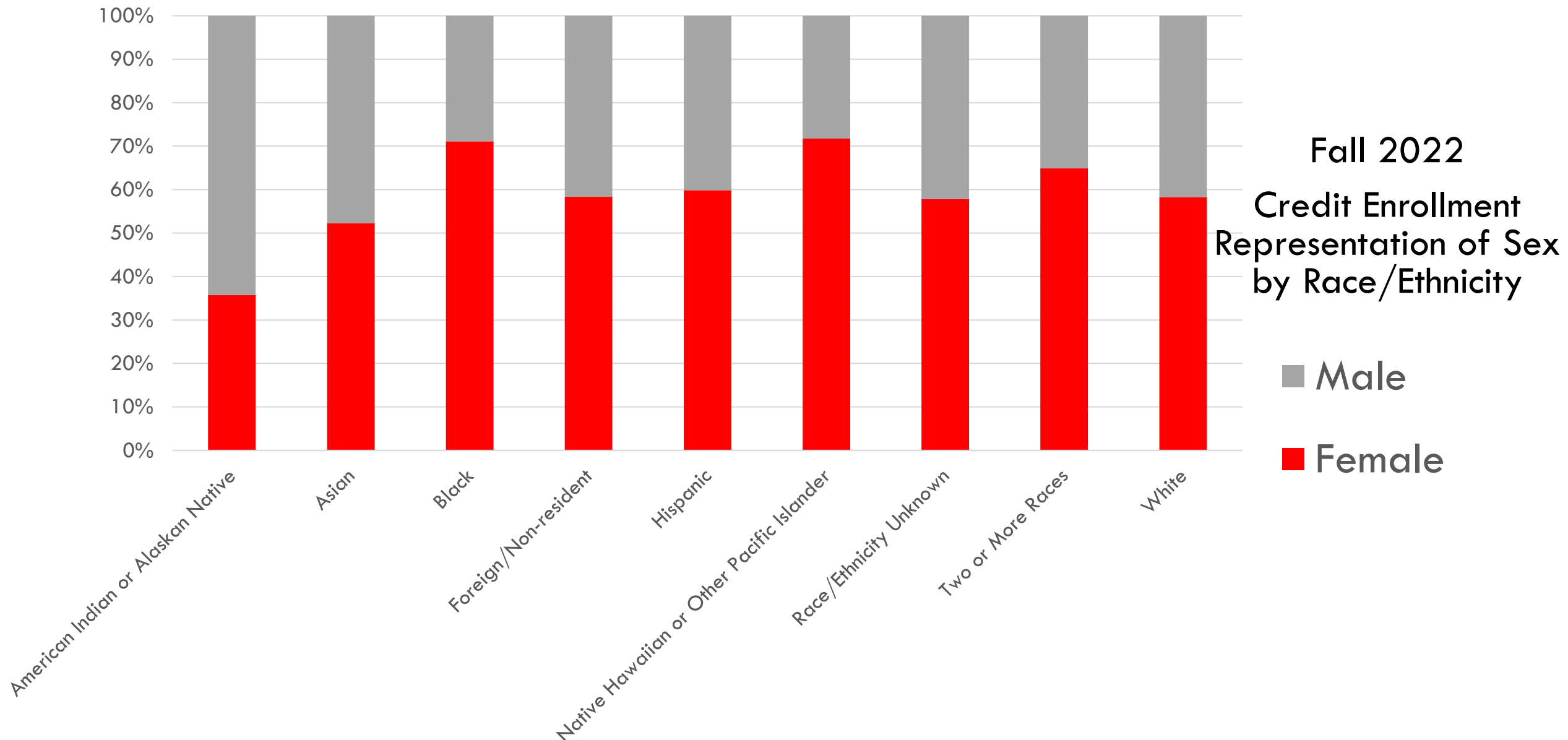
Fall 2022 “Bear Facts”

Data based on “End of Semester”

Prepared by the Office of Institutional Effectiveness and Research

Fall 2022
 Credit Enrollment Headcount
 by Race/Ethnicity & by Sex

Race/Ethnicity	Sex		Total
	Female	Male	
American Indian or Alaskan Native	10	18	28
Asian	81	74	155
Black	3561	1447	5008
Foreign/Non-resident	63	45	108
Hispanic	283	190	473
Native Hawaiian or Other Pacific Islander	33	13	46
Race/Ethnicity Unknown	63	46	109
Two or More Races	159	86	245
White	1812	1300	3112
Grand Total	6065	3219	9284

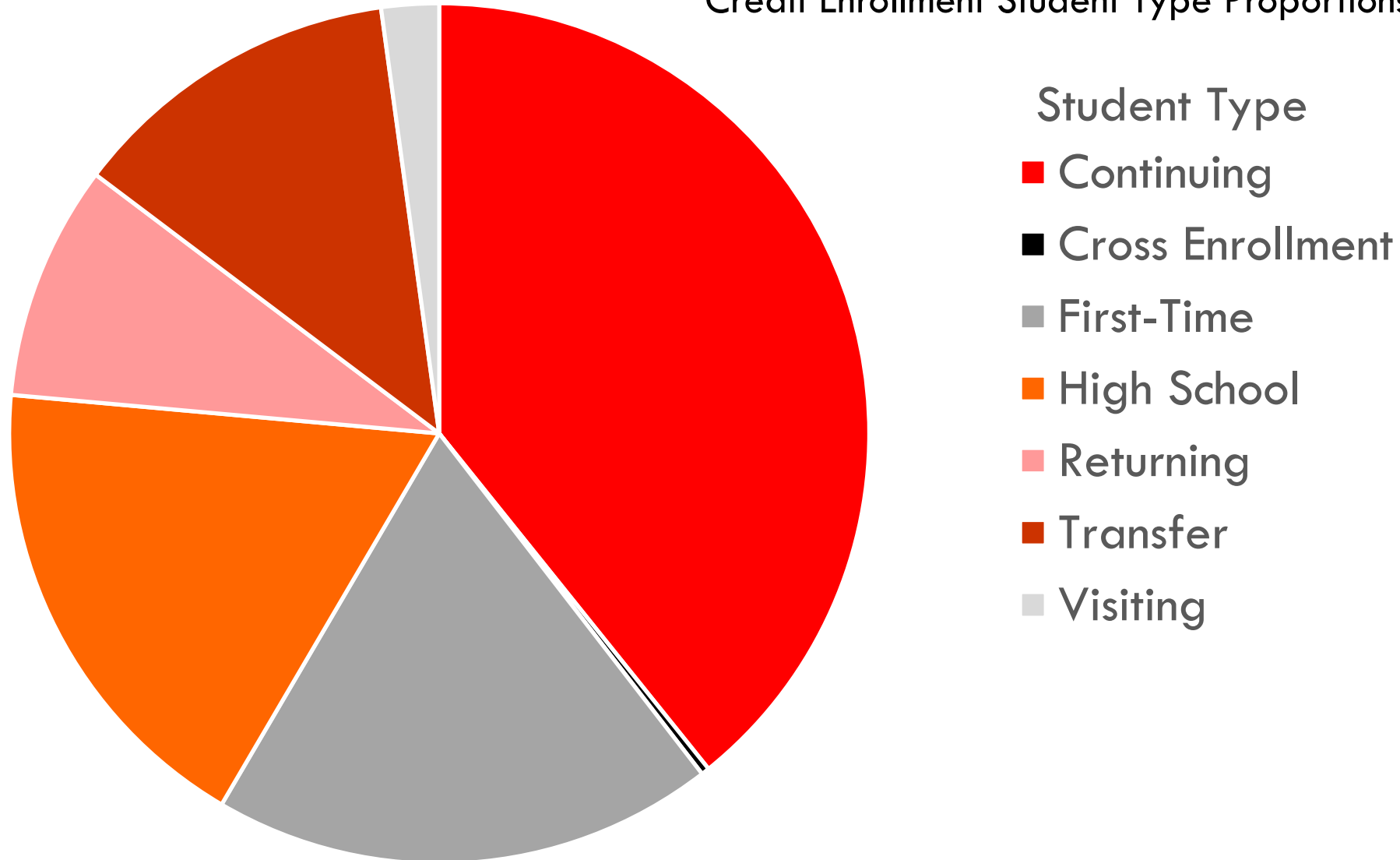


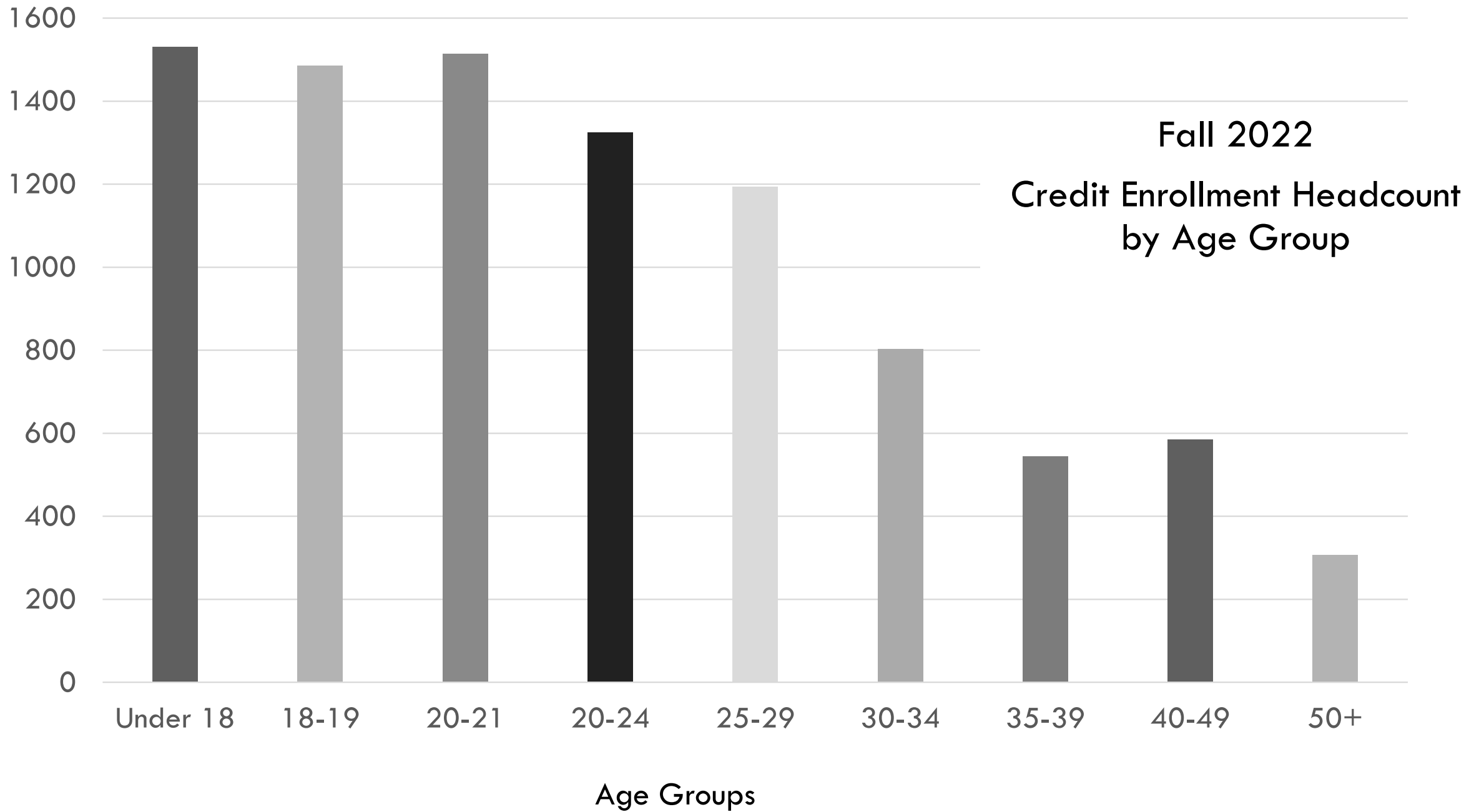
Fall 2022 Credit Enrollment Headcount by Student Type

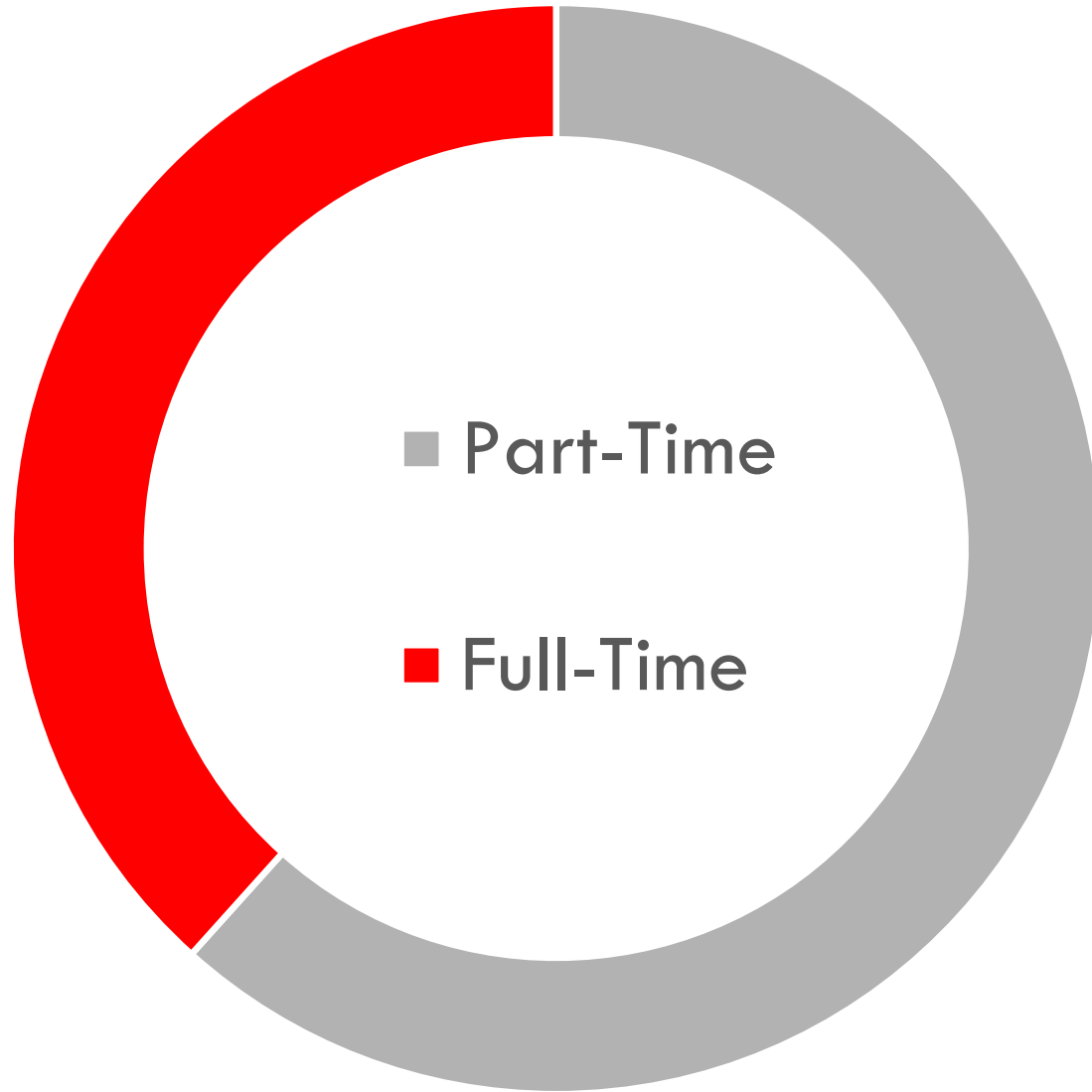
Student Type	Headcount of Student Type	% Student Type
Continuing	3642	39.2%
Cross Enrollment	28	0.3%
First-Time	1756	18.9%
High School	1670	18.0%
Returning	821	8.8%
Transfer	1166	12.6%
Visiting	201	2.2%
Grand Total	9284	100.00%

Fall 2022

Credit Enrollment Student Type Proportions





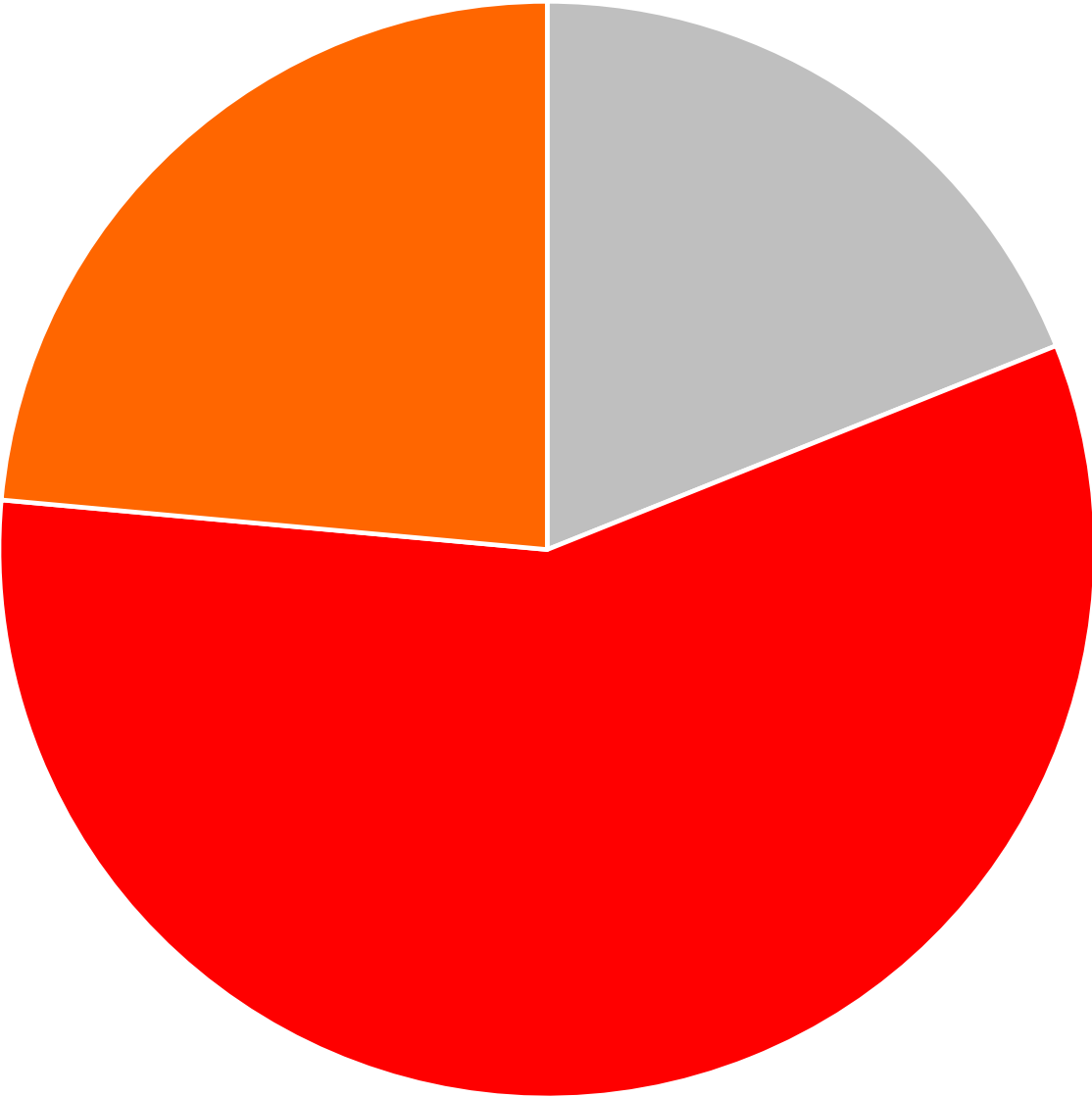


Fall 2022
Credit Enrollment Attendance
Status Headcount & Proportions

<u>Attendance</u>	<u>Headcount</u>
Part-Time	5724
Full-Time	3560
Grand Total	9284

Fall 2022

Credit Enrollment Schedule Modality
Headcount & Proportions



- Campus Only
- Online Only
- Some Online

Schedule Modality	Count
Campus Only	1758
Online Only	5339
Some Online	2187
Grand Total	9284

Fall 2022

Home Geography of
Credit Enrollment
Headcount

Alabama	6	Idaho	1	Nicaragua	1
Angola	1	Illinois	8	Nigeria	3
Angolo	1	Indiana	5	North Carolina	1
Arizona	1	Jamaica	2	Ohio	2
Arkansas	5	Jordan	2	Oregon	1
Bangladesh	1	Kansas	3	Pennsylvania	6
Barbados	4	Kentucky	2	Philippines	2
Brazil	2	Kenya	2	Russia	2
California	13	Kosovo	1	Saudi Arabia	1
Cameroon	1	Louisiana	8964	Senegal	2
Colorado	5	Maryland	2	Sierra Leone	1
Connecticut	1	Massachusetts	2	South Carolina	2
Costa Rica	2	Mexico	22	Spain	2
District of Columbia	1	Michigan	3	Syria	2
Dominican Republic	2	Midway Islands	1	Tennessee	3
Ecuador	1	Minnesota	2	Texas	50
El Salvador	2	Mississippi	26	Turkey	1
Florida	10	Missouri	4	Ukraine	1
Georgia	13	Nebraska	1	United States	5
Germany	1	Nepal	1	Utah	1
Guyana	1	Nevada	1	Venezuela	1
Haiti	2	New Hampshire	1	Vietnam	17
Honduras	27	New Jersey	2	Virginia	7
		New York	4	Washington	3
				West Virginia	1
				Wisconsin	1
				Grand Total	9284

Fall & Winter Intersession 2022

Credit Awards Granted

Degree	Counts
Assoc Arts LA Transfer	21
Assoc Science LA Transfer	9
Associate of Applied Science	56
Associate of Arts	11
Associate of Science	94
Career and Tech. Certificate	23
Cert of Applied Science	5
Certificate of General Studies	471
Certificate of Tech Studies	51
Technical Diploma	43
Grand Total	784

Fall & Winter Intersession 2022

681 Student


Credit Completers

Degree & Program	Head Count	%
AA	333	3.6%
AMERICAN SIGN LANGUAGE STUDIES	6	0.1%
LIBERAL ARTS	327	3.5%
AALT	423	4.6%
LOUISIANA TRANSFER	423	4.6%
AAS	2233	24.1%
AVIATION MAINTENANCE TECHNOLOGY	28	0.3%
BUSINESS ADMINISTRATION	541	5.8%
CARE & DVLPT OF YOUNG CHILDREN	252	2.7%
COMPUTING & INFORMATION SYSTEMS	91	1.0%
CONSTRUCTION MANAGEMENT	262	2.8%
DIAGNOSTIC MEDICAL SONOGRAPHY	493	5.3%
PARALEGAL STUDIES	83	0.9%
PROCESS TECHNOLOGY	196	2.1%
TECHNICAL STUDIES	114	1.2%
VEHICLE MAINT & REPAIR TECHNOLOGY	77	0.8%
VETERINARY TECHNOLOGY	96	1.0%
AS	2155	23.2%
BUSINESS	633	6.8%
COMPUTER SCIENCE	288	3.1%
CRIMINAL JUSTICE	278	3.0%
GENERAL SCIENCE	419	4.5%
PRE-ENGINEERING	239	2.6%
SURGICAL TECHNOLOGY	110	1.2%
TEACHING (Gr 1-5)	188	2.0%
ASLT	163	1.8%
LOUISIANA TRANSFER	163	1.8%
ASN	1504	16.2%
NURSING	1504	16.2%

Fall 2022

Declared Credit Program Headcount & Proportions

CAS	6	0.1%
BUSINESS ADMINISTRATION	6	0.1%
CTC	35	0.4%
CUSTOMER SERVICE AND SALES	4	0.0%
STERILE PROCESSING	12	0.1%
WEB DESIGN	19	0.2%
CTS	252	2.7%
ACCOUNTING TECHNOLOGY	71	0.8%
AV MNT TECH: AIRFRAME	1	0.0%
AV MNT TECH: POWERPLANT	1	0.0%
COMPUTER NETWORKING	26	0.3%
ENROLLED AGENT	7	0.1%
GRAPHIC ARTS	91	1.0%
MEDICAL ASSISTANT	51	0.5%
PHARMACY TECHNICIAN	1	0.0%
RETAIL MANAGEMENT	3	0.0%
Non Degree	1870	20.1%
Non Degree	1870	20.1%
TD	310	3.3%
CARE & DVLPT OF YOUNG CHILDREN	13	0.1%
CARPENTRY	4	0.0%
COSMETOLOGY	27	0.3%
CULINARY ARTS	29	0.3%
HORTICULTURE TECHNICIAN	7	0.1%
INFORMATION TECHNOLOGY	10	0.1%
PRACTICAL NURSING	220	2.4%
Grand Total	9284	100.0%

Programs with Concentrations  **Headcount**

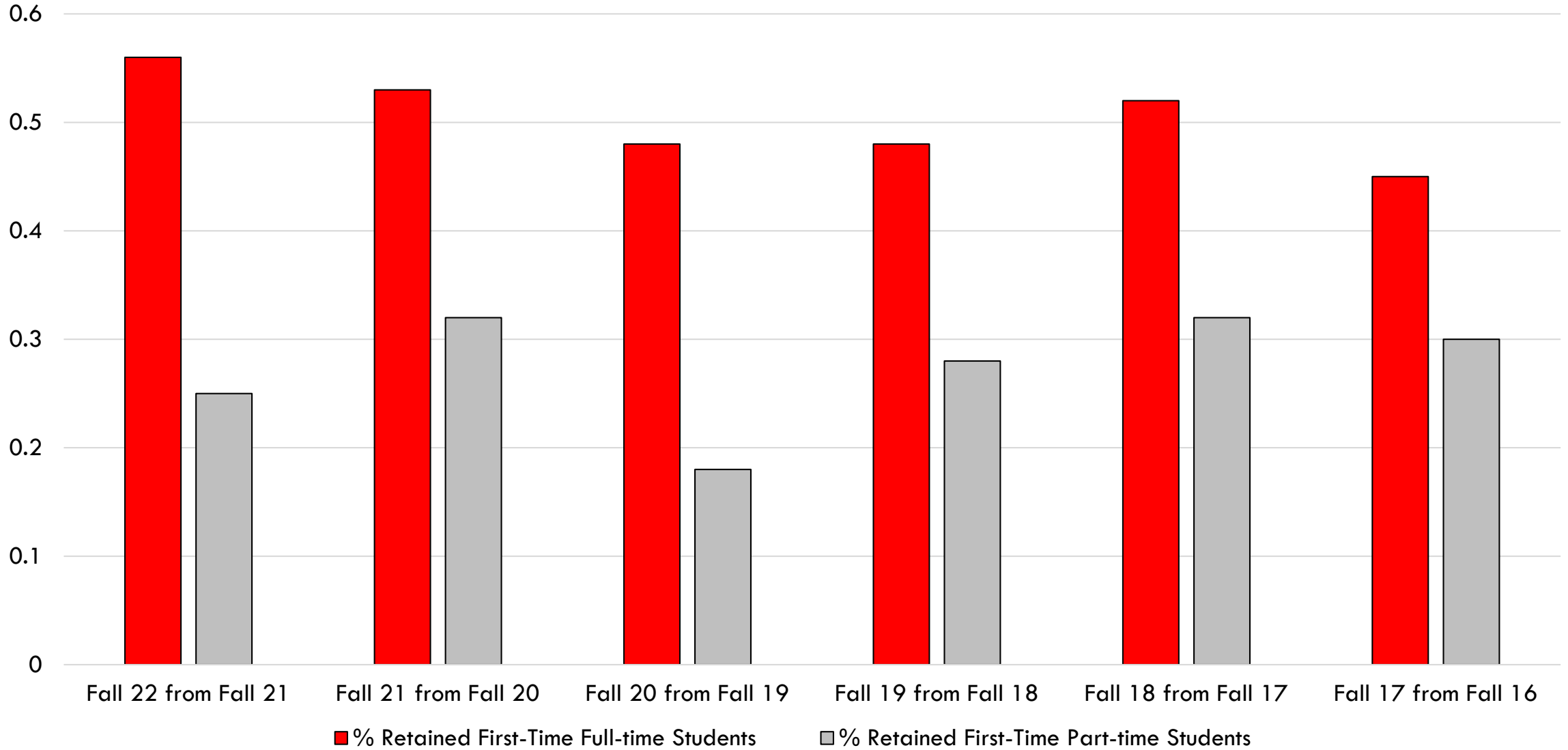
[-] AALT-AALT Louisiana Transfer	426
Business	53
Criminal Justice	32
Fine Arts	82
Humanities	74
Social Science	184
no declared concentration	1
[-] AAS-BSAD Business Administration	541
Entrepreneurship	25
Management	45
no declared concentration	471
[-] AAS-CIST Computing & Information Systems	94
Application Software Develop	26
Cloud Computing	14
Cybersecurity	34
no declared concentration	20
[-] AAS-TNST Technical Studies	114
Drafting	14
Electrical Concentration	11
Heating, Ventilation & A/C	19
Instrumentation Concentration	6
Pipefitting Concentration	7
Welding	55
no declared concentration	2

Fall 2022

Credit Program Concentration Headcount

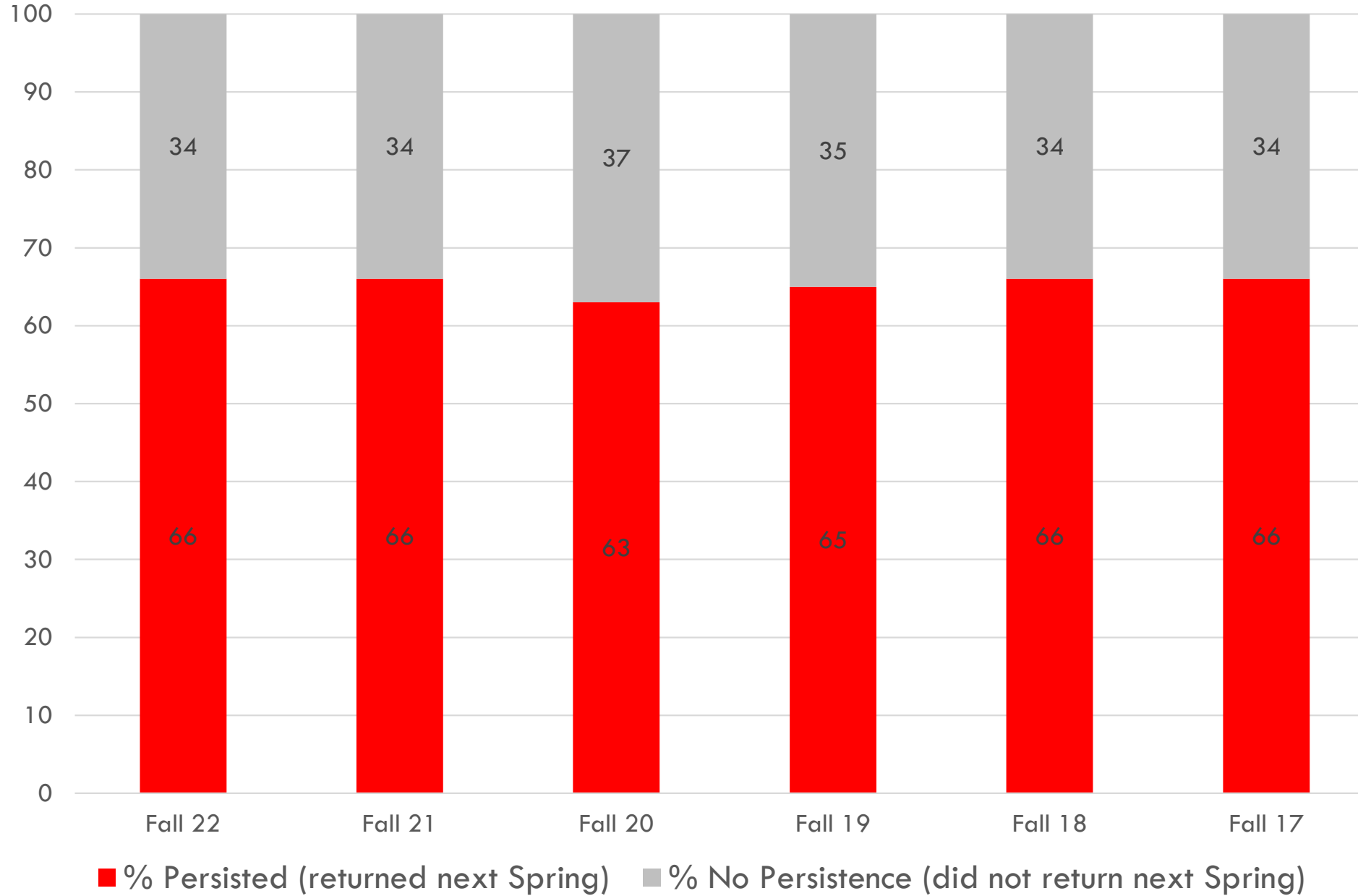
[-] AAS-VMRE Vehicle Maintenance & Repair Technologies	79
Auto Body Repair	14
Automotive Concentration	45
Diesel Heavy Truck Technology	19
no declared concentration	1
[-] AS-ENGR Pre-Engineering	240
Biological Engineering	10
Chemical Engineering	22
Civil Engineering	39
Electrical Comp Engineering	55
Environmental Engineering	7
Industrial Engineering	17
Mechanical Engineering	77
Nanosystems Engineering	2
Petroleum Engineering	6
no declared concentration	5
[-] ASLT-ASLT Louisiana Transfer	163
Biological Sciences	147
Physical Sciences	16
Grand Total	1657

BRCC Fall to Fall Retention First-time Students



Credit Students

Student Persistence from Fall to Spring Semester



Credit Students

College/University	Count
LOUISIANA STATE UNIVERSITY - AG	562
SOUTHEASTERN LOUISIANA UNIVERSITY	178
SOUTHERN UNIVERSITY AND A&M COLLEGE	156
DELGADO COMMUNITY COLLEGE	125
UNIVERSITY OF LOUISIANA LAFAYETTE	89
RIVER PARISHES COMMUNITY COLLEGE	73
FRANCISCAN MISSIONARIES OF OUR LADY UNIVERSITY	72
LOUISIANA STATE UNIVERSITY AT ALEXANDRIA	61
LOUISIANA STATE UNIVERSITY- ONLINE	49
SOUTHERN NEW HAMPSHIRE- 09WEEK	46
SOUTH LOUISIANA COMMUNITY COLLEGE	35
UNIVERSITY OF PHOENIX	32
ITI TECHNICAL COLLEGE	28
NORTHWESTERN STATE UNIVERSITY	25
NICHOLLS STATE UNIVERSITY	25
UNIVERSITY OF LOUISIANA - MONROE	22
LSU SCHOOL OF NURSING UNDERGRAD	20
NORTHSHORE TECHNICAL COLLEGE-HAMMOND AREA CAMPUS	20
HOUSTON COMMUNITY COLLEGE	19
MCNEESE STATE UNIVERSITY	18
WESTERN GOVERNORS UNIVERSITY	17
WILLIAM CAREY UNIVERSITY	17
UNIVERSITY OF NEW ORLEANS	16
LOUISIANA STATE UNIVERSITY - SHREVEPORT	16
BOSSIER PARISH COMMUNITY COLLEGE	16
SOUTHERN UNIVERSITY SHREVEPORT BOSSIER	14
XAVIER UNIVERSITY OF LOUISIANA	14
UPPER IOWA UNIVERSITY	13
LOUISIANA TECH UNIVERSITY	13
LIBERTY UNIVERSITY	12
FLETCHER TECHNICAL COMMUNITY COLLEGE	12
COLORADO TECHNICAL UNIVERSITY	11
NUNEZ COMMUNITY COLLEGE	11
HERZING UNIVERSITY-NEW ORLEANS	10
CAPELLA UNIVERSITY	10

BRCC Credit Students Academic Year 2021-22

Headcount Subsequent Enrollment Academic Year 2022-23

LOUISIANA STATE UNIVERSITY AT EUNICE	9
GRAMBLING STATE UNIVERSITY	9
NORTHSHORE TECHNICAL COMMUNITY COLLEGE- LIVINGSTON	9
SOUTHWEST MISSISSIPPI COMMUNITY COLLEGE	8
GRAND CANYON UNIVERSITY	8
POST UNIVERSITY - ACCELERATED DEGREE	8
NORTHSHORE TECHNICAL COMMUNITY COLLEGE-LACOMBE	8
SOUTH COLLEGE	8
CHAMBERLAIN UNIVERSITY	7
WALDEN UNIVERSITY	7
LONE STAR COLLEGE SYSTEM DISTRICT	7
STRAYER UNIVERSITY- WASHINGTON	7
LOUISIANA DELTA COMMUNITY COLLEGE	6
NORTHSHORE TECHNICAL COMMUNITY COLLEGE	6
SOUTHERN UNIVERSITY AT NEW ORLEANS	6
LSU SCHOOL OF ALLIED HEALTH GRAD	6
FULL SAIL UNIVERSITY	6
UNIV OF ST AUGUSTINE HLTH SCIENCES- TEXAS	6
SOWELA TECHNICAL COMMUNITY COLLEGE	5
LOYOLA UNIVERSITY IN NEW ORLEANS	5
UNIVERSITY OF ALABAMA	5
DEVRY UNIVERSITY	5
PEARL RIVER COMMUNITY COLLEGE	5
COLORADO CHRISTIAN UNIVERSITY	4
COLUMBIA SOUTHERN UNIVERSITY	4
DALLAS COLLEGE	4
LOUISIANA STATE UNIV HLTH SCIENCES CTR SHREVEPORT	4
THE UNIVERSITY OF ARIZONA GLOBAL CAMPUS	4
PURDUE UNIVERSITY GLOBAL	4
LAMAR UNIVERSITY - BEAUMONT	4
ALCORN STATE UNIVERSITY	4
PORTLAND COMMUNITY COLLEGE	4

Each school that was attended was counted – thus a given student may be represented more than once.

NORTHSHORE TECHNICAL COLLEGE- FLORIDA PARISHES	3
AMERICAN INTERCONTINENTAL UNIVERSITY	3
TEXAS STATE UNIVERSITY - SAN MARCOS	3
UNIVERSITY OF ALABAMA BIRMINGHAM-TRADITIONAL CLARENDON COLLEGE	3
UNIVERSITY OF ARKANSAS AT FAYETTEVILLE	3
JONES COUNTY JUNIOR COLLEGE	3
UNIVERSITY OF HOLY CROSS	3
LSU SCHOOL OF ALLIED HEALTH PROFESSIONS	3
JACKSON STATE UNIVERSITY	3
COLLIN COUNTY COMMUNITY COLLEGE	3
RIO SALADO COLLEGE	3
MISSISSIPPI GULF COAST COMMUNITY COL - PERKINSTON	3
COPIAH-LINCOLN COMMUNITY COLLEGE	2
UNIVERSITY OF COLORADO BOULDER	2
TOUGALOO COLLEGE	2
GRAYSON COLLEGE	2
NATIONAL LOUIS UNIVERSITY	2
HOWARD UNIVERSITY	2
GEORGE WASHINGTON UNIVERSITY	2
ALABAMA STATE UNIVERSITY	2
UNIVERSITY OF ARIZONA	2
JOHN A LOGAN COLLEGE	2
MISSISSIPPI STATE UNIVERSITY	2
LOUISIANA CHRISTIAN UNIVERSITY	2
COMMUNITY COLLEGE OF PHILADELPHIA	2
ARIZONA STATE UNIVERSITY	2
PRAIRIE VIEW A&M UNIVERSITY	2
LOUISIANA STATE UNIV AH AND GRADUATES @ SHREVEPORT	2
TEXAS SOUTHERN UNIVERSITY	2
COLLEGE OF THE MAINLAND	2
TULANE UNIVERSITY	2
AUSTIN COMMUNITY COLLEGE DISTRICT	2
FLORIDA INTERNATIONAL UNIVERSITY	2
MILLSAPS COLLEGE	2
ALABAMA A & M UNIVERSITY	2
REGENT UNIVERSITY	2

KIRKWOOD COMMUNITY COLLEGE	1
STOCKTON UNIVERSITY	1
FULLERTON COLLEGE	1
CENTRAL LOUISIANA TECHNICAL COLLEGE	1
TROY UNIVERSITY	1
LARAMIE COUNTY COMMUNITY COLLEGE	1
BELLEVUE UNIVERSITY	1
LEE UNIVERSITY	1
SOUTHERN UNION STATE COMMUNITY COLLEGE	1
AMERICAN PUBLIC UNIVERSITY SYSTEM	1
TEXAS WESLEYAN UNIVERSITY	1
CITY COLLEGE OF SAN FRANCISCO	1
UNIVERSITY OF ALASKA - FAIRBANKS	1
HAMPTON UNIVERSITY	1
UNIVERSITY OF MICHIGAN	1
HEARTLAND COMMUNITY COLLEGE	1
UNIVERSITY OF VALLEY FORGE	1
HERZING UNIVERSITY-MADISON	1
EAST GEORGIA STATE COLLEGE	1
CLARK ATLANTA UNIVERSITY	1
EASTERN KENTUCKY UNIVERSITY	1
CLOVIS COMMUNITY COLLEGE	1
TEXAS CHRISTIAN UNIVERSITY	1
COASTAL CAROLINA COMMUNITY COLLEGE	1
THE UNIVERSITY OF TENNESSEE SOUTHERN	1
COLLEGE OF HEALTH CARE PROFESSIONS- DALLAS CAMPUS	1
FLETCHER TECHNICAL COMMUNITY COLLEGE- THIBODAUX	1
COLLEGE OF HEALTH CARE PROFESSIONS- FORT WORTH	1
UNIVERSITY OF ARKANSAS GRANTHAM	1
COLLEGE OF HEALTH CARE PROFESSIONS- HOUSTON MED CE	1
FORT HAYS STATE UNIVERSITY	1
CALIFORNIA STATE UNIVERSITY - SAN MARCOS	1
UNIVERSITY OF NEVADA LAS VEGAS	1
ASHLAND UNIVERSITY	1
UNIVERSITY OF SOUTHERN MISSISSIPPI	1
LSU HEALTH SCIENCES CENTER AT NEW ORLEANS	1
BIRMINGHAM-SOUTHERN COLLEGE	1

BRCC Students Academic Year 2021-22

Subsequent Enrollment Academic Year 2022-23

Each school that was attended was counted – thus a given student may be represented more than once.

HILL COLLEGE	1	VANCE-GRANVILLE COMMUNITY COLLEGE	1
WILMINGTON UNIVERSITY	1	NATIONAL PARK COLLEGE	1
COLORADO STATE UNIVERSITY	1	WASHTENAW COMMUNITY COLLEGE	1
EAST GEORGIA STATE COLLEGE - STATESBORO	1	NAVARRO COLLEGE	1
BARTON COMMUNITY COLLEGE	1	WHARTON COUNTY JUNIOR COLLEGE	1
EASTERN FLORIDA STATE COLLEGE	1	COLUMBIA STATE COMMUNITY COLLEGE	1
MADISON AREA TECHNICAL COLLEGE	1	GALEN COLLEGE OF NURSING- HOUSTON	1
SOWELA TECHNICAL COMMUNITY COLLEGE- MORGAN SMITH	1	NORTH DAKOTA STATE COLLEGE OF SCIENCE	1
MANCHESTER UNIVERSITY PHARMACY	1	SOUTHERN ILLINOIS UNIVERSITY CARBONDALE	1
TEMPLE COLLEGE	1	NORTHERN MICHIGAN UNIVERSITY	1
MARYMOUNT UNIVERSITY	1	SOUTHERN NEW HAMPSHIRE UNIVERSITY	1
GEORGIA SOUTHERN UNIVERSITY	1	NORTHERN VIRGINIA COMMUNITY COLLEGE	1
BAY MILLS COMMUNITY COLLEGE	1	EAST MISSISSIPPI COMMUNITY COLLEGE	1
THE UNIVERSITY OF ALABAMA IN HUNTSVILLE	1	COLUMBUS TECHNICAL COLLEGE	1
MERCER UNIVERSITY ATLANTA	1	EASTERN IOWA COMMUNITY COLLEGE DISTRICT	1
JOHNSON COUNTY COMMUNITY COLLEGE	1	COMMUNITY COLLEGE OF DENVER	1
MERIDIAN COMMUNITY COLLEGE	1	EL CAMINO COLLEGE	1
TYLER JUNIOR COLLEGE	1	INDIAN RIVER STATE COLLEGE	1
HINDS COMMUNITY COLLEGE	1	ST. CATHERINE UNIVERSITY	1
FLORIDA CAREER COLLEGE - BOYNTON BEACH	1	CONCORDIA UNIVERSITY	1
MISERICORDIA UNIVERSITY	1	EXCELSIOR UNIVERSITY	1
KANSAS CITY KANSAS COMMUNITY COLLEGE	1	IOWA CENTRAL COMMUNITY COLLEGE	1
MISSISSIPPI COLLEGE	1	TEXAS A&M UNIVERSITY	1
UNIVERSITY OF CENTRAL MISSOURI	1	NORTHWEST ARKANSAS COMMUNITY COLLEGE	1
CAMPBELLSVILLE UNIVERSITY	1	TEXAS COLLEGE	1
UNIVERSITY OF ILLINOIS @ URBANA	1	CUNY BERNARD M. BARUCH COLLEGE	1
ALVERNIA UNIVERSITY	1	FISK UNIVERSITY	1
UNIVERSITY OF MASSACHUSETTS-DARTMOUTH	1	NOVA SOUTHEASTERN UNIVERSITY	1
MISSOURI BAPTIST UNIVERSITY	1	TEXAS WOMAN'S UNIVERSITY	1
UNIVERSITY OF MISSISSIPPI	1	CUYAHOGA COMMUNITY COLLEGE	1
MISSOURI STATE UNIVERSITY	1	BELLEVUE COLLEGE	1
FORT SCOTT COMMUNITY COLLEGE	1	ODESSA COLLEGE	1
MONTANA STATE UNIVERSITY - BOZEMAN	1	THOMAS EDISON STATE UNIVERSITY	1
UNIVERSITY OF SOUTH ALABAMA	1	OGLETHORPE UNIVERSITY	1
MONTGOMERY COLLEGE - TAKOMA PARK	1	TRENHOLM STATE COMMUNITY COLLEGE	1
UNIVERSITY OF TEXAS ARLINGTON	1	OHLONE COLLEGE	1
HUDSON COUNTY COMMUNITY COLLEGE	1	CENTENARY COLLEGE OF LOUISIANA	1

BRCC Students Academic Year 2021-22

Subsequent Enrollment Academic Year 2022-23

Each school that was attended was counted – thus a given student may be represented more than once.

OREGON INSTITUTE OF TECHNOLOGY	1
UNITY ENVIRONMENTAL UNIVERSITY	1
OREGON STATE UNIVERSITY	1
UNIV OF ST. AUGUSTINE HLTH SCIENCES- DALLAS TEXAS	1
OUACHITA BAPTIST UNIVERSITY	1
FLORIDA CAREER COLLEGE - MARGATE	1
CUYAMACA COLLEGE	1
UNIVERSITY OF ALASKA ANCHORAGE	1
PENNSYLVANIA STATE UNIVERSITY	1
KENTUCKY STATE UNIVERSITY	1
PERU STATE COLLEGE	1
UNIVERSITY OF CENTRAL FLORIDA	1
PHILADELPHIA COLLEGE OF OSTEOPATHIC MEDICINE	1
UNIVERSITY OF CINCINNATI	1
PIKES PEAK STATE COLLEGE	1
FLORIDA STATE COLLEGE AT JACKSONVILLE	1
PIMA COMMUNITY COLLEGE	1
FOLSOM LAKE COLLEGE	1
DALLAS BAPTIST UNIVERSITY	1
UNIVERSITY OF MAINE PRESQUE ISLE	1
BAYLOR COLLEGE OF MEDICINE	1
UNIVERSITY OF MIAMI	1
CABARRUS COLLEGE OF HEALTH SCIENCES	1
UNIVERSITY OF MICHIGAN DEARBORN	1
PRATT COMMUNITY COLLEGE	1
UNIVERSITY OF MISSOURI-COLUMBIA	1
DAYTONA STATE COLLEGE	1
UNIVERSITY OF NEVADA-RENO	1
RASMUSSEN UNIVERSITY	1
UNIVERSITY OF NORTH DAKOTA	1
CARTERET COMMUNITY COLLEGE	1
UNIVERSITY OF PITTSBURGH	1
BAYLOR UNIVERSITY	1
UNIVERSITY OF SOUTH FLORIDA	1
BELHAVEN UNIVERSITY	1
UNIVERSITY OF TENNESSEE - MARTIN	1
SACRAMENTO CITY COLLEGE-LOS RIOS CC DISTRICT	1

BRCC Students Academic Year 2021-22

Subsequent Enrollment Academic Year 2022-23

UNIVERSITY OF TEXAS AT TYLER	1
SAN DIEGO CITY COLLEGE	1
FREDERICK COMMUNITY COLLEGE	1
SAN DIEGO MESA COLLEGE	1
VERMONT TECHNICAL COLLEGE	1
SAN DIEGO STATE UNIVERSITY	1
WALTERS STATE COMMUNITY COLLEGE	1
SAN JACINTO COLLEGE	1
WELLESLEY COLLEGE	1
SAVANNAH COLLEGE OF ART AND DESIGN	1
WESTERN IOWA TECH COMMUNITY COLLEGE	1
SAVANNAH STATE UNIVERSITY	1
GALEN COLLEGE OF NURSING	1
EAST CAROLINA UNIVERSITY	1
WINGATE UNIVERSITY	1
EAST CENTRAL COMMUNITY COLLEGE	1
LAKELAND UNIVERSITY	1
SOUTH PIEDMONT COMMUNITY COLLEGE	1
Grand Total	2302

Each school that was attended was counted – thus a given student may be represented more than once.