



BRCC FAST FACTS

ACADEMIC YEAR 2022-2023 ENROLLMENT AT A GLANCE

- mybrcc.edu
- mybrcc
- my_brcc
- @mybrcc
- mybrccctv



70+ Programs
to choose from (credit and non-credit)

15,342

Total Students

13,703

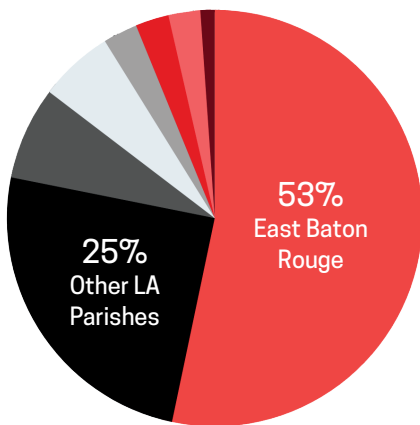
Credit Students

997

Non-Credit Workforce Students

642

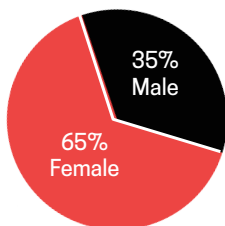
Adult Basic Education



ENROLLMENT BY GEOGRAPHIC AREA

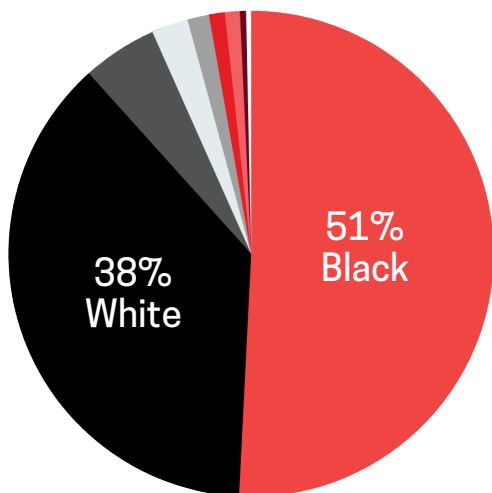
- Livingston 7%
- Ascension 6%
- Orleans 3%
- Iberville 3%
- Other State/Territory 2%
- International 1%

ENROLLMENT BY GENDER



ENROLLMENT BY ETHNICITY

- Hispanic 5%
- Two or More Races 2%
- Asian 1%
- Foreign/Non-Resident 1%
- Unknown 1%
- Native Hawaiian, PI <1%
- Native American <1%



\$4,221

Tuition and Fees Per Year



63%

Students awarded grant scholarships
Fall 2020

1st

Generation College Students

67%



8 EDUCATIONAL SITES
Mid-City | Acadian | Ardendale
Central | Frazier | Jackson
New Roads | Port Allen

27

Average Age

29:1 Student to Faculty RATIO

Awards: Credit Students

525

Associate Degrees

1,422

Certificates/Diplomas

Awards: Non-Credit Students

1,912

Industry-Based Credits (IBC) Awarded

Top Wage High-Demand Programs



Process Technology



Construction Management



Registered Nurse



Manufacturing



Information Technology/
Computer Science



Transportation and Logistics